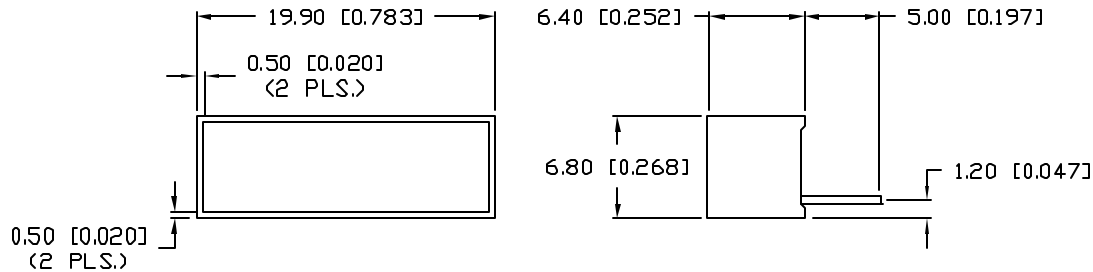


UNCONTROLLED DOCUMENT

PART NUMBER  
SSB-LX620SID

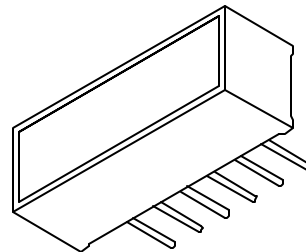
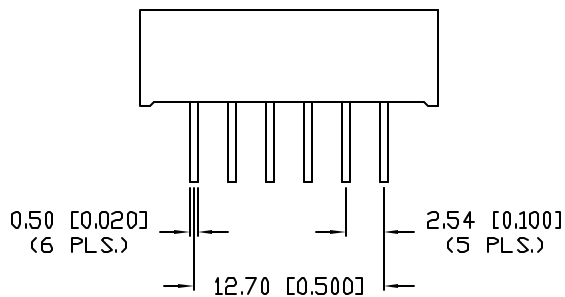
REV.  
A

| REV. | E.C.N. NUMBER AND REVISION COMMENTS | DATE    |
|------|-------------------------------------|---------|
| A    | E.C.N. #11148.                      | 1.21.05 |



ELECTRO-OPTICAL CHARACTERISTICS  $T_A=25^\circ\text{C}$   $I_f=20\text{mA}$

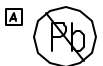
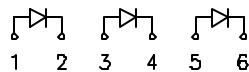
| PARAMETER          | MIN          | TYP | MAX | UNITS    | TEST COND            |
|--------------------|--------------|-----|-----|----------|----------------------|
| PEAK WAVELENGTH    |              | 636 |     | nm       |                      |
| FORWARD VOLTAGE    |              | 2.0 | 2.5 | $V_f$    |                      |
| REVERSE VOLTAGE    | 5.0          |     |     | $V_r$    | $I_f=100\mu\text{A}$ |
| AXIAL INTENSITY    |              | 80  |     | mcd      | $I_f=20\text{mA}$    |
| VIEWING ANGLE      |              | 160 |     | 2x theta |                      |
| EMITTED COLOR:     | RED          |     |     |          |                      |
| EPOXY LENS FINISH: | RED DIFFUSED |     |     |          |                      |



LIMITS OF SAFE OPERATION AT 25°C PER CHIP

| PARAMETER                | MAX        | UNITS      |
|--------------------------|------------|------------|
| PEAK FORWARD CURRENT*    | 150        | mA         |
| STEADY CURRENT           | 30         | mA         |
| POWER DISSIPATION        | 105        | mW         |
| DERATE FROM 25°C         | -1.2       | mW/°C      |
| OPERATING, STORAGE TEMP. | -40 TO +85 | °C         |
| SOLDERING TEMP.          | +260       | °C         |
| 2.0mm FROM BODY          |            | 3 SEC. MAX |

\*  $t < 10\mu\text{s}$



UNCONTROLLED DOCUMENT

\*UNLESS OTHERWISE SPECIFIED TOLERANCES PER DECIMAL PRECISION ARE: X=±1 (±0.039), X.X=±0.5 (±0.020), X.XX=±0.25 (±0.010), X.XXX=±0.127 (±0.005). LEAD SIZE=±0.05 (±0.002), LEAD LENGTH=±0.75 (±0.030), MIN= <sup>+0.00</sup> <sub>-0.00</sub> DECIMAL PRECISION, MAX= <sup>+0.00</sup> <sub>-0.00</sub> DECIMAL PRECISION

| REV. | PART NUMBER  |
|------|--------------|
| A    | SSB-LX620SID |

**CONFIDENTIAL INFORMATION**  
THE INFORMATION CONTAINED IN THIS DOCUMENT IS THE PROPERTY OF LUMEX INC. EXCEPT AS SPECIFICALLY AUTHORIZED IN WRITING BY LUMEX INC, THE HOLDER OF THIS DOCUMENT SHALL KEEP ALL INFORMATION CONTAINED HEREIN CONFIDENTIAL AND SHALL PROTECT SAME IN WHOLE OR IN PART FROM DISCLOSURE AND DISSEMINATION TO ALL THIRD PARTIES.



290 E. HELEN ROAD  
PALATINE, IL 60067-6976  
PHONE: +1.847.359.2790  
US WEB: www.lumex.com  
TW WEB: www.lumex.com.tw

6mm x 20mm, 3 CHIP LIGHT BAR, 636nm SUPER HIGH INTENSITY RED CHIPS, RED DIFFUSED, LEAD FREE.

**RELIABILITY NOTE**  
OUR MANY YEARS OF EXPERIENCE DATA ACCUMULATION INDICATE THAT SOLDER HEAT IS A MAJOR CAUSE OF EARLY AND FUTURE FAILURE. PLEASE PAY ATTENTION TO YOUR SOLDERING PROCESS.

|                 |             |              |               |
|-----------------|-------------|--------------|---------------|
| DRAWN BY:<br>GT | CHECKED BY: | APPROVED BY: | DATE: 6.20.01 |
|                 |             |              | PAGE: 1 OF 1  |
|                 |             |              | SCALE: N/A    |