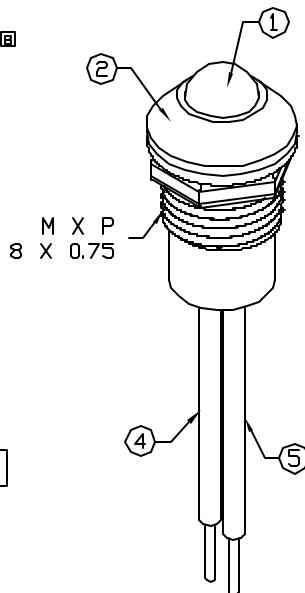
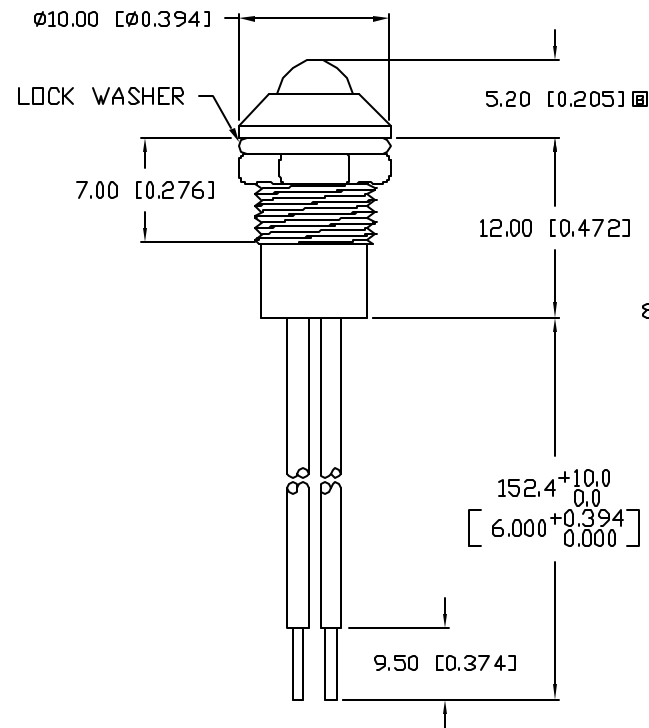
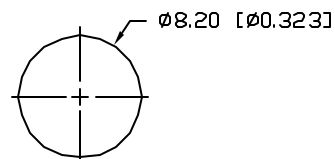


UNCONTROLLED DOCUMENT



M X P
8 X 0.75

PANEL CUTOUT



NOTES:

1. SSL-LX5093YD, YELLOW LED. TRIM LEADS TO 4mm.
2. SSI-LXR3816, CHROME HOUSING.
3. SSH-LXH4815BSG, BUSHING (NOT SHOWN), INSERT AND CRIMP.
4. ANODE LEAD: LXP-WST24RDT0C, 24 AWG., TINNED OVERCOAT, RED INSULATION. CUT 160mm LONG, STRIP BOTH ENDS 3mm & 9.5mm.
5. CATHODE LEAD: LXP-WST24BLT0C, 24 AWG., TINNED OVERCOAT, BLACK INSULATION. CUT 160mm LONG, STRIP BOTH ENDS 3mm & 9.5mm.
6. CRIMP WIRES TO LED LEADS.

*UNLESS OTHERWISE SPECIFIED TOLERANCES PER DECIMAL PRECISION ARE: X=±1 (±0.039), X.X=±0.5 (±0.020), X.XX=±0.25 (±0.010), X.XXX=±0.127 (±0.005). LEAD SIZE=±0.05 (±0.002), LEAD LENGTH=±0.75 (±0.030), MIN= ^{+0.00}_{-0.00} DECIMAL PRECISION, MAX= ^{+0.00}_{-0.00} DECIMAL PRECISION.

PART NUMBER
SSI-LXR3816YD-150

REV.
B

REV.	E.C.N. NUMBER AND REVISION COMMENTS	DATE
A	E.C.N. #10417.	3.2.98
B	E.C.N. #10810. & REDRAWN IN 3D.	11.12.01

ELECTRO-OPTICAL CHARACTERISTICS T_A=25°C I_f=20mA

PARAMETER	MIN	TYP	MAX	UNITS	TEST COND
PEAK WAVELENGTH		585		nm	
FORWARD VOLTAGE		2.1	2.5	V _f	
REVERSE VOLTAGE	5.0			V _r	I _f =100µA
AXIAL INTENSITY		30		mcd	I _f =20mA
VIEWING ANGLE		60		2x theta	
EMITTED COLOR:	YELLOW				
EPOXY LENS FINISH:	YELLOW DIFFUSED				

LIMITS OF SAFE OPERATION AT 25°C

PARAMETER	MAX	UNITS
PEAK FORWARD CURRENT*	150	mA
STEADY CURRENT	30	mA
POWER DISSIPATION	105	mW
DERATE FROM 25°C	-1.2	mW/°C
OPERATING, STORAGE TEMP.	-40 TO +85	°C

* t<10µS

UNCONTROLLED DOCUMENT

REV.
B

PART NUMBER
SSI-LXR3816YD-150

CONFIDENTIAL INFORMATION
THE INFORMATION CONTAINED IN THIS DOCUMENT IS THE PROPERTY OF LUMEX INC. EXCEPT AS SPECIFICALLY AUTHORIZED IN WRITING BY LUMEX INC., THE HOLDER OF THIS DOCUMENT SHALL KEEP ALL INFORMATION CONTAINED HEREIN CONFIDENTIAL AND SHALL PROTECT SAME IN WHOLE OR IN PART FROM DISCLOSURE AND DISSEMINATION TO ALL THIRD PARTIES.



290 E. HELEN ROAD
PALATINE, IL 60067-6976
PHONE: +1.847.359.2790
US WEB: www.lumex.com
TW WEB: www.lumex.com.tw

T-5mm 585nm YELLOW LED PANEL INDICATOR,
YELLOW DIFFUSED LENS, 6.0" WIRE LEADS.

RELIABILITY NOTE
OUR MANY YEARS OF EXPERIENCE DATA ACCUMULATION INDICATE THAT SOLDER HEAT IS A MAJOR CAUSE OF EARLY AND FUTURE FAILURE. PLEASE PAY ATTENTION TO YOUR SOLDERING PROCESS.

DRAWN BY: BC	CHECKED BY:	APPROVED BY:	DATE: 2.23.98
			PAGE: 1 OF 1
			SCALE: N/A