

DATE	REVISIONS	REV
4-22-98	E.C.N. #10BRDR. & REDRAWN./	A

DRAWING NUMBER	REV
LDS-CA12RI	A

ELECTRO-OPTICAL CHARACTERISTICS $T_A=25^\circ\text{C}$ $I_f=10\text{mA}$

PARAMETER	MIN	TYP	MAX	UNITS	TEST COND
PEAK WAVELENGTH		565 (GREEN)		nm	
FORWARD VOLTAGE*		4.4/2.2	5.2/2.6	V_f	
REVERSE VOLTAGE	5.0			V_r	$I_f=100\mu\text{A}$
AXIAL INTENSITY		6300		μcd	$I_f=10\text{mA}$
EMITTED COLOR:	GREEN				
FONT COLOR:	GREY				
SEGMENT COLOR:	MILKY WHITE DIFFUSED				

* SECOND VALUE FOR SINGLE CHIP IN DECIMAL POINT.

LIMITS OF SAFE OPERATION AT 25°C PER CHIP

PARAMETER	MAX	UNITS
PEAK FORWARD CURRENT*	150	mA
STEADY CURRENT	25	mA
POWER DISSIPATION	105	mW
DERATE FROM 25°C	-1.2	mW/ $^\circ\text{C}$
OPERATING, STORAGE TEMP.	-20 TO +80	$^\circ\text{C}$
SOLDERING TEMP.	+260	$^\circ\text{C}$
2.0mm FROM BODY		3 SEC. MAX

* $t < 10\mu\text{s}$

RELIABILITY NOTE

OUR MANY YEARS OF EXPERIENCE DATA ACCUMULATION INDICATE THAT SOLDER HEAT IS A MAJOR CAUSE OF EARLY AND FUTURE FAILURE. PLEASE PAY ATTENTION TO YOUR SOLDERING PROCESS.

A

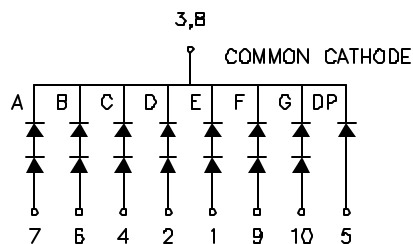
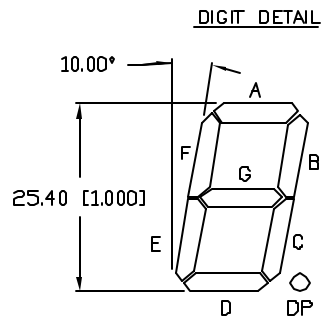
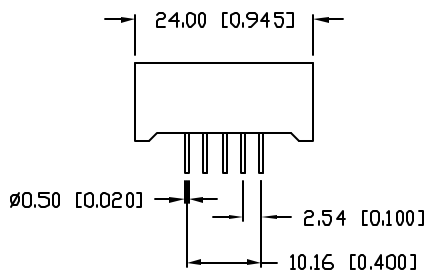
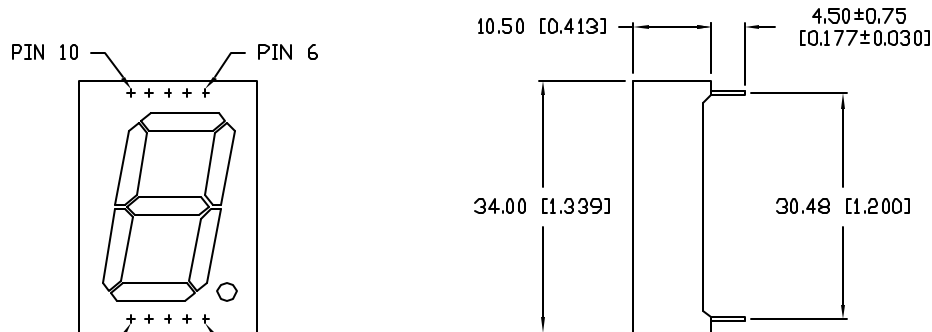
LUMEX INCORPORATED	290 E. HELLEN ROAD PALATINE, ILLINOIS 60067 (847) 359-2790
------------------------------	--

CONFIDENTIAL INFORMATION
THE INFORMATION CONTAINED IN THIS DOCUMENT IS THE PROPERTY OF LUMEX INCORPORATED. EXCEPT AS SPECIFICALLY AUTHORIZED IN WRITING BY LUMEX INCORPORATED, THE HOLDER OF THIS DOCUMENT SHALL KEEP ALL INFORMATION CONTAINED HEREIN CONFIDENTIAL AND SHALL PROTECT SAME IN WHOLE OR IN PART FROM DISCLOSURE AND DISSEMINATION TO ALL THIRD PARTIES.

DATE: 5-8-97	DWN:	CHK'D:	APPD:
SCALE: N/A			

1.0" SINGLE DIGIT, SEVEN SEGMENT DISPLAY, 565nm GREEN, GREY FONT/WHITE SEGMENTS, COMMON CATHODE.

PAGE 1 OF 1	DRAWING NUMBER LDS-CA12RI	REV A
-------------	------------------------------	----------



UNLESS OTHERWISE SPECIFIED TOLERANCE IS $\pm 0.25\text{mm}$ ($\pm 0.010''$)

DU