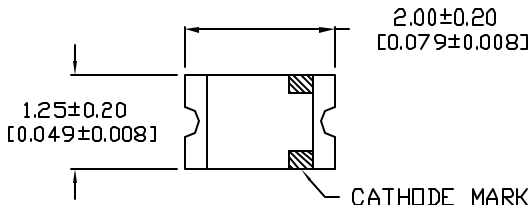
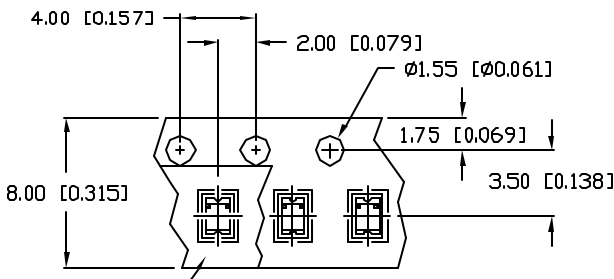
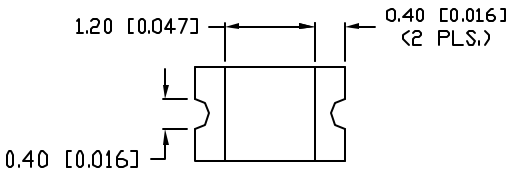
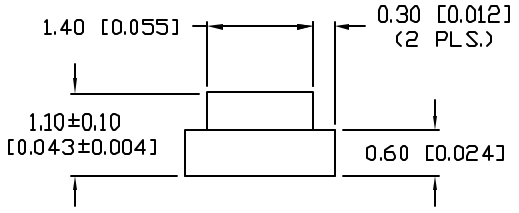


UNCONTROLLED DOCUMENT

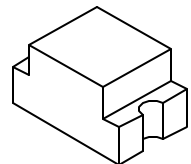
| | | |
|-------------------|-------------------------------------|---------|
| PART NUMBER | | REV. |
| SML-LX0805SUGC-TR | | C |
| REV. | E.C.N. NUMBER AND REVISION COMMENTS | DATE |
| A | E.C.N. #10862. | 5.9.02 |
| B | E.C.N. #10967. | 3.14.03 |
| C | E.C.N. #11248. | 8.8.05 |



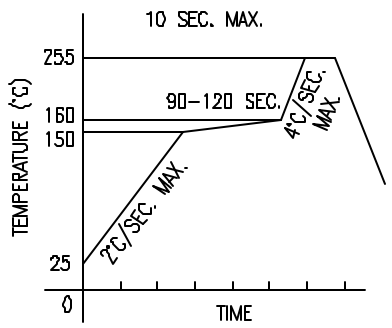
ANODE CATHODE



TOP TAPE
TAPE FEED DIRECTION →

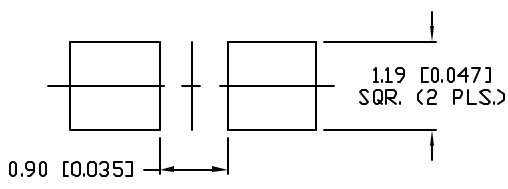


LEAD FREE REFLOW PROFILE



TOTAL TIME ABOVE 220°C IS 60 SECONDS MAX.

RECOMMENDED SOLDER PAD LAYOUT



ELECTRO-OPTICAL CHARACTERISTICS $T_A=25^\circ\text{C}$ $I_f=20\text{mA}$

| PARAMETER | MIN | TYP | MAX | UNITS | TEST COND |
|--------------------|-------------|-----|-----|----------|----------------------|
| PEAK WAVELENGTH | | 574 | | nm | |
| FORWARD VOLTAGE | | 2.2 | 2.6 | V_f | |
| REVERSE VOLTAGE | 5.0 | | | V_r | $I_f=100\mu\text{A}$ |
| AXIAL INTENSITY | | 45 | | md | $I_f=20\text{mA}$ |
| VIEWING ANGLE | | 140 | | 2x theta | |
| EMITTED COLOR: | GREEN | | | | |
| EPOXY LENS FINISH: | WATER CLEAR | | | | |

LIMITS OF SAFE OPERATION AT 25°C

| PARAMETER | MAX | UNITS |
|-----------------------|------------|-------|
| PEAK FORWARD CURRENT* | 160 | mA |
| STEADY CURRENT | 30 | mA |
| POWER DISSIPATION | 100 | mW |
| DERATE FROM 25°C | -1.2 | mW/°C |
| OPERATING TEMP. | -40 TO +85 | °C |
| STORAGE TEMP. | -40 TO +85 | °C |

* $t < 10\mu\text{s}$

NOTES:

- THE CATHODE IS ORIENTED TOWARDS THE TAPE SPROCKET HOLE.

CAUTION: MOISTURE SENSITIVE DEVICE
PER JEDEC LEVEL 4 STANDARDS



*UNLESS OTHERWISE SPECIFIED TOLERANCES PER DECIMAL PRECISION ARE: X=±1 (±0.038), XX=±0.5 (±0.020), XXX=±0.25 (±0.010), XXXX=±0.127 (±0.005). LEAD SIZE=±0.05 (0.002), LEAD LENGTH=±0.75 (±0.030). MIN= +DECIMAL PRECISION MAX= +0.00 -DECIMAL PRECISION

UNCONTROLLED DOCUMENT

| | | | |
|--|----------------------------------|---|--|
| REV. C | PART NUMBER SML-LX0805SUGC-TR | <p>CONFIDENTIAL INFORMATION</p> <p>THE INFORMATION CONTAINED IN THIS DOCUMENT IS THE PROPERTY OF LUMEX INC. EXCEPT AS SPECIFICALLY AUTHORIZED IN WRITING BY LUMEX INC., THE HOLDER OF THIS DOCUMENT SHALL KEEP ALL INFORMATION CONTAINED HEREIN CONFIDENTIAL AND SHALL PROTECT SAME IN WHOLE OR IN PART FROM DISCLOSURE AND DISSEMINATION TO ALL THIRD PARTIES.</p> <p>RELIABILITY NOTE</p> <p>OUR MANY YEARS OF EXPERIENCE DATA ACCUMULATION INDICATE THAT SOLDER HEAT IS A MAJOR CAUSE OF EARLY AND FUTURE FAILURE. PLEASE PAY ATTENTION TO YOUR SOLDERING PROCESS.</p> | <p>290 E. HELEN ROAD PALATINE, IL 60067-6976 PHONE: +1.847.359.2790 US WEB: www.lumex.com TW WEB: www.lumex.com.tw</p> |
| 2.0mm x 1.25mm PCB SURFACE MOUNT, TAPE AND REEL, 574nm SUPER ULTRA GREEN, WATER CLEAR LENS. | | DRAWN BY: BC | CHECKED BY: APPROVED BY: DATE: 11.13.00 PAGE: 1 OF 1 SCALE: N/A |