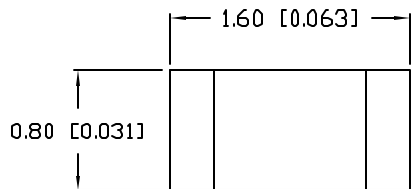


UNCONTROLLED DOCUMENT

PART NUMBER
SML-LX0603UWD-TR

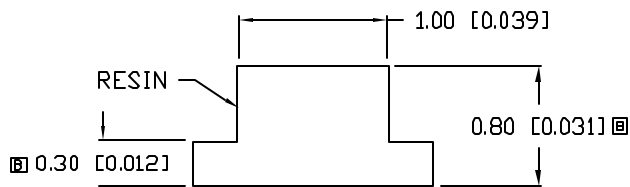
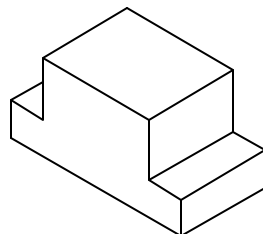
REV. B

REV.	E.C.N. NUMBER AND REVISION COMMENTS	DATE
A	E.C.N. #11148.	12.06.04
B	E.C.N. #11456.	12.03.07

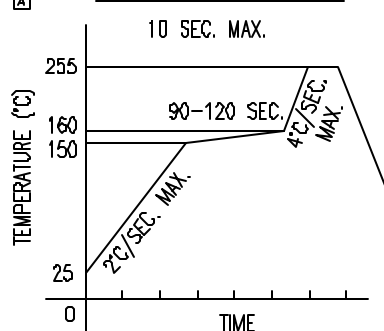


ANODE CATHODE

CAUTION: STATIC SENSITIVE DEVICE
FOLLOW PROPER E.S.D. HANDLING PROCEDURES
WHEN WORKING WITH THIS PART.

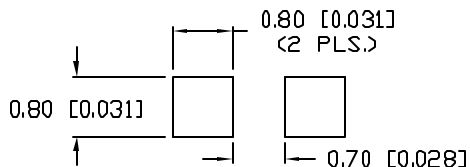


LEAD FREE REFLOW PROFILE



TOTAL TIME ABOVE 220°C IS 60 SECONDS MAX.

RECOMMENDED SOLDER PAD LAYOUT



NOTES:

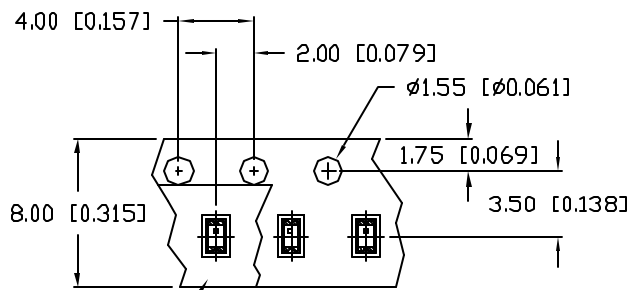
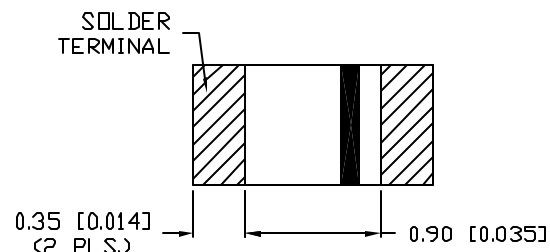
1. THE CATHODE IS ORIENTED TOWARDS THE TAPE SPROCKET HOLE.

ELECTRO-OPTICAL CHARACTERISTICS $T_A=25^\circ\text{C}$

PARAMETER	SYMBOL	MIN	TYP	MAX	UNITS	TEST COND
PEAK WAVELENGTH			-		nm	
FORWARD VOLTAGE	V_f		3.5	4.0	V	$I_f=20\text{mA}$
REVERSE VOLTAGE	V_r	5			V	$I_f=10\mu\text{A}$
AXIAL INTENSITY(*1)	I_v		160		mcd	$I_f=20\text{mA}$
CHROMATICITY	X		0.3			$I_f=20\text{mA}$
COORDINATES(*2)	Y		0.3			$I_f=20\text{mA}$
VIEWING ANGLE			140		2x theta	
EMITTED COLOR:	WHITE					
EPOXY LENS FINISH:	YELLOW DIFFUSED					

LIMITS OF SAFE OPERATION AT 25°C

PARAMETER	SYMBOL	MAX	UNITS
PULSE FORWARD CURRENT	I_p	80	mA
STEADY CURRENT	I_f	30	mA
POWER DISSIPATION	P_D	78	mW
OPERATING TEMP.	T_{OPR}	-30 TO +80	°C
STORAGE TEMP.	T_{STG}	-40 TO +85	°C
SOLDERING TEMP.		+260	°C
2.0mm FROM BODY			3 SEC. MAX
20			



TOP TAPE
TAPE FEED DIRECTION →

*UNLESS OTHERWISE SPECIFIED TOLERANCES PER DECIMAL PRECISION ARE: X=±1 (±0.038), XX=±0.5 (±0.020), XXX=±0.25 (±0.010), XXXX=±0.127 (±0.005). LEAD SIZE=±0.05 (0.002), LEAD LENGTH=±0.75 (±0.030). MIN=+DECIMAL PRECISION -0.00, MAX=+0.00 -DECIMAL PRECISION

CAUTION: MOISTURE SENSITIVE DEVICE
PER JEDEC LEVEL 4 STANDARDS



UNCONTROLLED DOCUMENT

REV.	PART NUMBER
B	SML-LX0603UWD-TR

1.6mm x 0.8mm PCB CHIP, SURFACE MOUNT LED,
ULTRA WHITE LED, YELLOW DIFFUSED.

CONFIDENTIAL INFORMATION
THE INFORMATION CONTAINED IN THIS DOCUMENT IS THE PROPERTY OF LUMEX INC. EXCEPT AS SPECIFICALLY AUTHORIZED IN WRITING BY LUMEX INC., THE HOLDER OF THIS DOCUMENT SHALL KEEP ALL INFORMATION CONTAINED HEREIN CONFIDENTIAL AND SHALL PROTECT SAME IN WHOLE OR IN PART FROM DISCLOSURE AND DISSEMINATION TO ALL THIRD PARTIES.

RELIABILITY NOTE
OUR MANY YEARS OF EXPERIENCE DATA ACCUMULATION INDICATE THAT SOLDER HEAT IS A MAJOR CAUSE OF EARLY AND FUTURE FAILURE. PLEASE PAY ATTENTION TO YOUR SOLDERING PROCESS.

LUMEX
290 E. HELEN ROAD
PALATINE, IL 60067-6976
PHONE: +1.847.359.2790
US WEB: www.lumex.com
TW WEB: www.lumex.com.tw

DRAWN BY: ct	CHECKED BY:	APPROVED BY:	DATE: 8.28.03
			PAGE: 1 OF 1
			SCALE: N/A