

PART NUMBER	CCL-LX45GT	REV.	J
DATE	E.C.N. NUMBER AND REVISION COMMENTS		REV.
11.20.95	ADDED TAPE AND REEL SPEC.		A
12.18.95	E.C.N. #10105.		B
04.08.96	E.C.N. #10143.		C
05.30.96	E.C.N. #10176.		D
11.09.98	E.C.N. #10BRDR. & REDRAWN.		E
04.28.99	E.C.N. #10511./ADDED SOLDER CHART.		F
06.17.99	E.C.N. #10524./CHANGED HEIGHT.		G
12.04.06	E.C.N. #11148.		H
01.04.10	E.C.N. #11148.		I
04.12.11	E.C.N. #10BRDR. & REDRAWN.		J

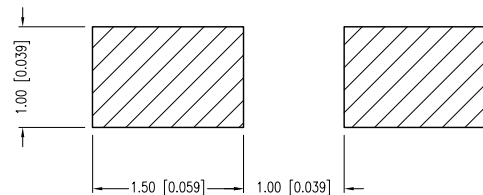
ELECTRO-OPTICAL CHARACTERISTICS TA =25°C If=20mA					
PARAMETER	MIN	TYP.	MAX	UNITS	TEST COND
PEAK WAVELENGTH		565		nm	
FORWARD VOLTAGE		2.2	2.6	Vf	
REVERSE VOLTAGE	5.0			Vr	Ir=100µA
AXIAL INTENSITY		7.0		mcd	If=20mA
VIEWING ANGLE		180		2x theta	
EMITTED COLOR:	GREEN				
EPOXY LENS FINISH:	GREEN TRANSPARENT				

LIMITS OF SAFE OPERATION AT 25°C		
PARAMETER	MAX	UNITS
PEAK FORWARD CURRENT*	800	mA
STEADY CURRENT	30	mA
POWER DISSIPATION	130	mW
DERATE FROM 25°C	-2.7	mW/°C
OPERATING TEMP.	-30 TO +85	°C
STORAGE TEMP.	-40 TO +120	°C

* t<10µs

ⓘ CAUTION: MOISTURE SENSITIVE DEVICE
PER JEDEC LEVEL 3 STANDARDS

RECOMMENDED SOLDER PAD LAYOUT



*UNLESS OTHERWISE SPECIFIED TOLERANCES PER DECIMAL PRECISION ARE: X=±1 (±0.039), X.X=±0.5 (±0.020), X.XX=±0.25 (±0.010), X.XXX=±0.127 (±0.005). LEAD SIZE=±0.05 (±0.002), LEAD LENGTH=±0.75 (±0.030). MIN.= +^{DECIMAL PRECISION} MAX.= +^{DECIMAL PRECISION} -_{0.00} -_{DECIMAL PRECISION}

LUMEX
Creating LED and LCD Solutions Together.™

290 E. HELEN ROAD
PALATINE, IL 60067-6976
PHONE: +1.847.359.2790
FAX: +1.847.359.6538
WEB: WWW.LUMEX.COM

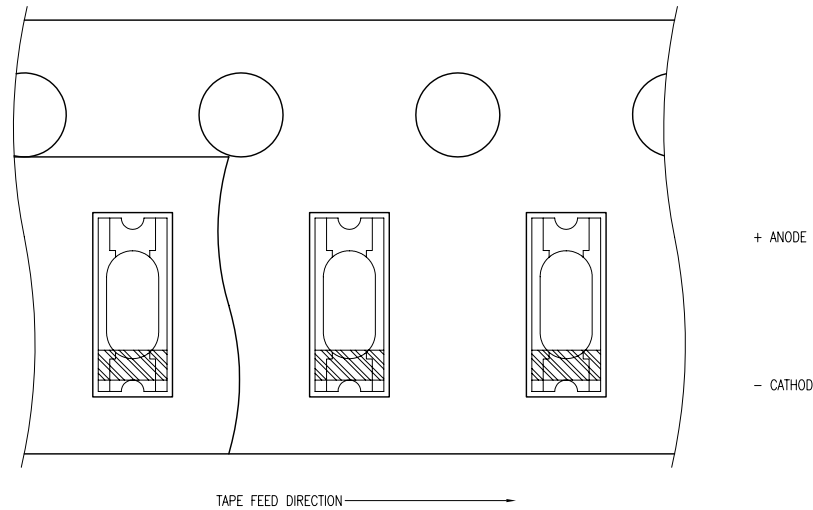
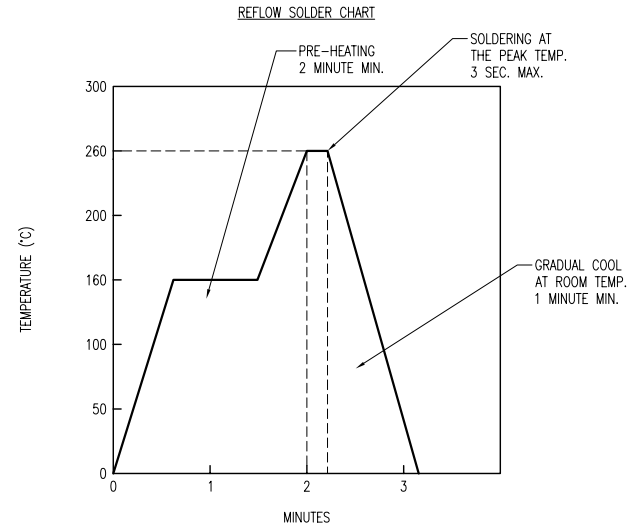
CERAMIC CHIP, SURFACE, MOUNT LED, GREEN TRANSPARENT, TAPE AND REEL.

THE SPECIFICATIONS MAY CHANGE AT ANY TIME WITHOUT NOTICE DUE TO NEW MATERIALS OR PRODUCT IMPROVEMENT.

CONFIDENTIAL INFORMATION
THE INFORMATION CONTAINED IN THIS DOCUMENT IS THE PROPERTY OF LUMEX INC. EXCEPT AS SPECIFICALLY AUTHORIZED IN WRITING BY LUMEX INC., THE HOLDER OF THIS DOCUMENT SHALL KEEP ALL INFORMATION CONTAINED HEREIN CONFIDENTIAL AND SHALL PROTECT SAME IN WHOLE OR IN PART FROM DISCLOSURE AND DISSEMINATION TO ALL THIRD PARTIES.

DATE: 04.12.11	DRAWN BY: AB
PAGE: 1 OF 2	CHKD BY: SS
SCALE: NTS	APRVD BY: JD
UNIT: mm [INCH]	Ⓟ

PART NUMBER	CCL-LX45GT	REV.	J
DATE	E.C.N. NUMBER AND REVISION COMMENTS		REV.
11.20.95	ADDED TAPE AND REEL SPEC.		A
12.18.95	E.C.N. #10105.		B
04.08.96	E.C.N. #10143.		C
05.30.96	E.C.N. #10176.		D
11.09.98	E.C.N. #10BRDR. & REDRAWN.		E
04.28.99	E.C.N. #10511./ADDED SOLDER CHART.		F
06.17.99	E.C.N. #10524./CHANGED HEIGHT.		G
12.04.06	E.C.N. #11148.		H
01.04.10	E.C.N. #11148.		I
04.12.11	E.C.N. #10BRDR. & REDRAWN.		J



*UNLESS OTHERWISE SPECIFIED TOLERANCES PER DECIMAL PRECISION ARE: X=±1 (±0.039), X,X=±0.5 (±0.020), X,XX=±0.25 (±0.010), X,XXX=±0.127 (±0.005). LEAD SIZE=±0.05 (±0.002), LEAD LENGTH=±0.75 (±0.030). MIN= ^{+0.00}/_{-0.00} DECIMAL PRECISION MAX.= ^{+0.00}/_{-0.00} DECIMAL PRECISION

LUMEX
Creating LED and LCD Solutions Together.™

290 E. HELEN ROAD
PALATINE, IL 60067-6976
PHONE: +1.847.359.2790
FAX: +1.847.359.6538
WEB: WWW.LUMEX.COM

CERAMIC CHIP, SURFACE, MOUNT LED, GREEN TRANSPARENT, TAPE AND REEL.

THE SPECIFICATIONS MAY CHANGE AT ANY TIME WITHOUT NOTICE DUE TO NEW MATERIALS OR PRODUCT IMPROVEMENT.

CONFIDENTIAL INFORMATION
THE INFORMATION CONTAINED IN THIS DOCUMENT IS THE PROPERTY OF LUMEX INC. EXCEPT AS SPECIFICALLY AUTHORIZED IN WRITING BY LUMEX INC., THE HOLDER OF THIS DOCUMENT SHALL KEEP ALL INFORMATION CONTAINED HEREIN CONFIDENTIAL AND SHALL PROTECT SAME IN WHOLE OR IN PART FROM DISCLOSURE AND DISSEMINATION TO ALL THIRD PARTIES.

DATE:	04.12.11	DRAWN BY:	AB
PAGE:	2 OF 2	CHKD BY:	SS
SCALE:	NTS	APRVD BY:	JD
UNIT:	mm [INCH]		Ⓟ