

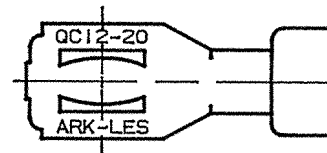
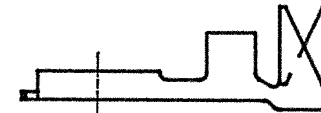
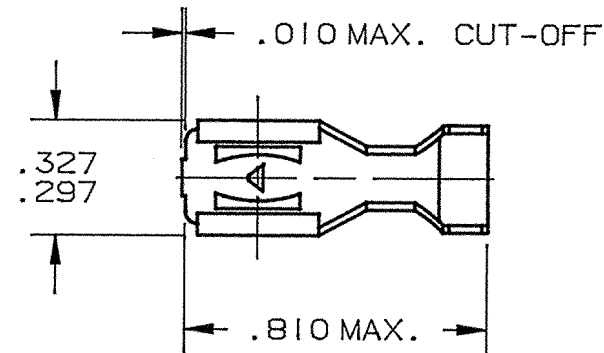
DEPT	
1	1
2	
3	
4	3
5	
6	
7	
8	
9	
10	
11	
12	
NC	
JZ	

PART NAME:

FEMALE TERMINAL

PART NO:

3000H19/



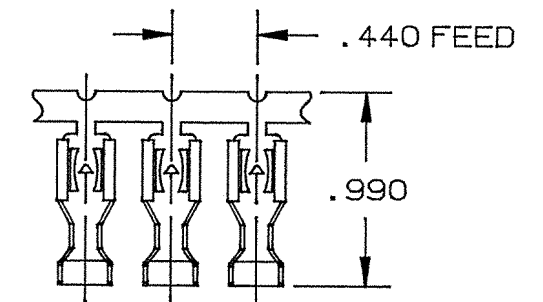
NOTES:

- TO FIT STANDARD .250 X .032 MALE TAB.
- TO ACCEPT #12-#20 GAUGE WIRE. INSULATION RANGE: .078-.175 DIA.
- RECOMMENDED STRIP LENGTH: 7/32 ± 1/32
- FOR PARTS LESS DIMPLE ADD SUFFIX "-3" TO PART NUMBER. (I.E. 3000H19A-3)
- FOR REVERSE REELING ADD SUFFIX "R" TO PART NUMBER AS SHOWN.
- FOR TERMINALS LOOSE PIECE ADD SUFFIX "-1" TO PART NUMBER. (I.E. 3000H19A-1)
- INSERTION/WITHDRAWAL FORCES TO BE AS FOLLOWS WHEN USING MALE TEST TAB 3000M68H-1.
 1ST INSERTION: 12.0 LBS MAX.
 6.0 LBS MIN.
 1ST WITHDRAWAL: 17.0 LBS MAX.
 6.0 LBS MIN. AVERAGE
 4.0 LBS MIN. INDIVIDUAL
 6TH WITHDRAWAL: 5.0 LBS MIN. AVERAGE
 4.0 LBS MIN. INDIVIDUAL
- FOR PARTS WITH PAPER INTERLEAVING ADD SUFFIX "K" TO PART NUMBER (I.E. 3000H19AK).

(BG)

(BH)

ARK-LES
UNCONTROLLED

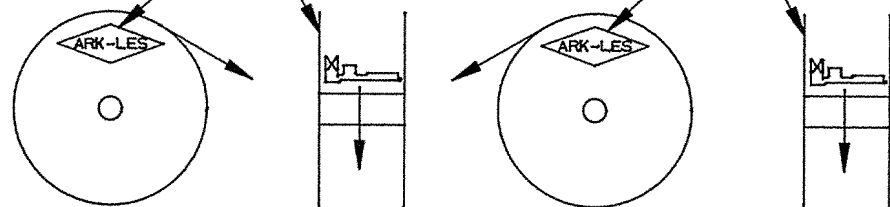


FABRICATED TERMINAL STRIP

SCALE: FULL

ARK-LES LETTERING THIS SIDE

ARK-LES LETTERING THIS SIDE



STANDARD REELING
(I.E. 3000H19A)

REVERSE REELING
(I.E. 3000H19AR)

REELING DIAGRAMS

			PROD. REL.	17127	12/30/54	BA	TOLERANCES UNLESS OTHERWISE SPECIFIED:
			QUOTE REL.				DECIMALS ±.010 METRIC ±0.25mm ANGLES ±1°
			DR:	R. TASTULA	5/18/95		MATERIAL: SEE TABLE
			CHK'D:	R.W.T.	9-21-98		FINISH: SEE TABLE
BH	REVISED PER ECR #11597	9/16/98	RT	APP: <i>COH</i>	10-2-98		PART NO: 3000H19/
BG	REVISED & REDRAWN PER ECR #10434	5/18/95	RT	SUPERCEDES DWG. DATED:	6/3/92		
REV.	DESCRIPTION	DATE	DR.	SCALE: 2:1	CAD NO: BT00028		