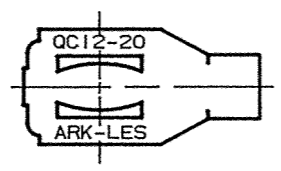
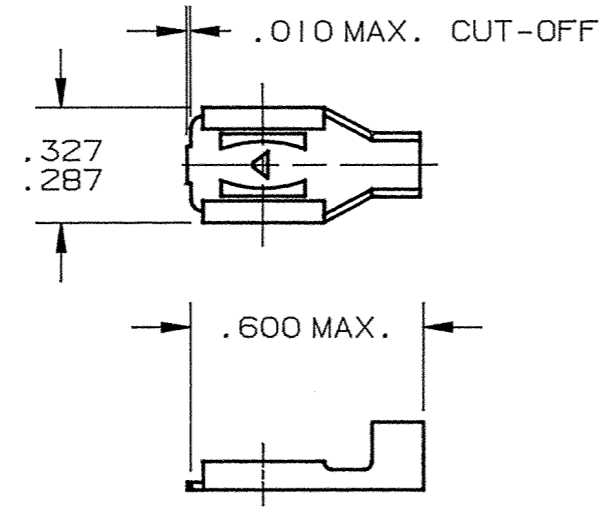


DEPT	
1	1
2	
3	
4	3
5	
6	
7	
8	
9	
10	
11	
12	
NC	
JZ	
DW	

PART NAME: FEMALE TERMINAL

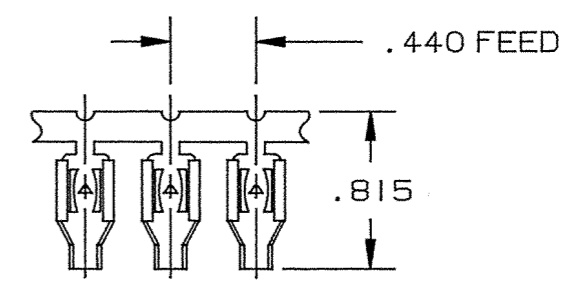
PART NO: 3000H19/-2

PART NUMBER	MATERIAL	FINISH	Q.C. STAMP
3000H19A-2	.020 ±.001 THK. BRASS PRETINNED	SEE MAT'L	YES
3000H19AB-2	.020 ±.001 THK. BRASS	NONE	YES
3000H19F-2	.020 ±.001 THK. BRASS	SILVER PLATE	YES
3000H19H-2	.020 ±.001 PHOSPHOR BRONZE, PRETINNED	SEE MAT'L	YES
3000H19J-2	.018 ±.001 C.R. STEEL	NICKEL PLATE	NO

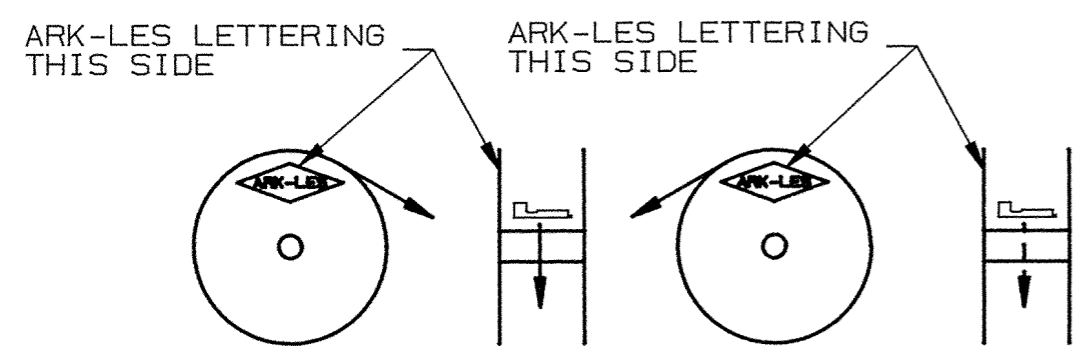


- NOTES:
- TO FIT STANDARD .250 X .032 MALE TAB.
 - TO ACCEPT #12-#20 GAUGE WIRE.
 - RECOMMENDED STRIP LENGTH: 7/32 ± 1/32
 - FOR PARTS LESS DIMPLE ADD SUFFIX "-3" TO PART NUMBER. (I.E. 3000H19A-2-3)
 - FOR REVERSE REELING ADD SUFFIX "R" TO PART NUMBER AS SHOWN.
 - FOR TERMINALS LOOSE PIECE ADD SUFFIX "-1" TO PART NUMBER. (I.E. 3000H19A-2-1)
 - INSERTION/WITHDRAWAL FORCES TO BE AS FOLLOWS WHEN USING MALE TEST TAB 3000M68H-1.
 - 1ST INSERTION: 12.0 LBS MAX.
6.0 LBS MIN.
 - 1ST WITHDRAWAL: 17.0 LBS MAX.
6.0 LBS MIN. AVERAGE
 - 6TH WITHDRAWAL: 5.0 LBS MIN. AVERAGE
4.0 LBS MIN. INDIVIDUAL

ARK-LES
UNCONTROLLED



FABRICATED TERMINAL STRIP
SCALE: FULL



REELING DIAGRAMS

				PROD. REL.	5863	5/18/56	BA	TOLERANCES UNLESS OTHERWISE SPECIFIED:		
				QUOTE REL.	5863	5/18/56	BA	DECIMALS ±.010	METRIC ±0.25mm	ANGLES ±1°
				DR:	R. TASTULA 5/18/95			MATERIAL: SEE TABLE		
				CHK'D:	R.W.T. 5-22-95			FINISH: SEE TABLE		
				APP:	COR 9-23-95			PART NO: 3000H19/-2		
AC	REVISED & REDRAWN PER ECR #10434	5/18/95	RT	SUPERCEDES DWG. DATED:	6/3/92					
REV.	DESCRIPTION	DATE	DR.	SCALE: 2:1	CAD NO: BT00029					

ORIGINAL IF RED