

DEPT	
1	1
2	
3	
4	2
5	
6	
7	
8	
9	
10	
11	
12	
NC	
JZ	

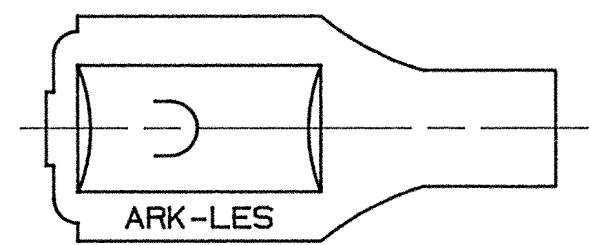
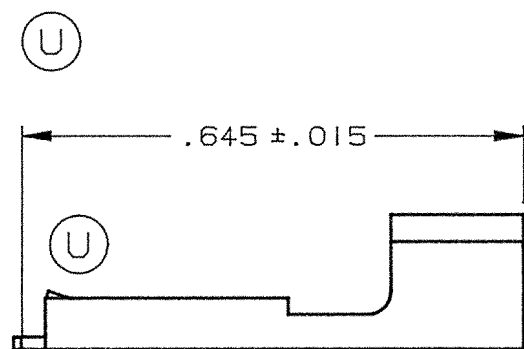
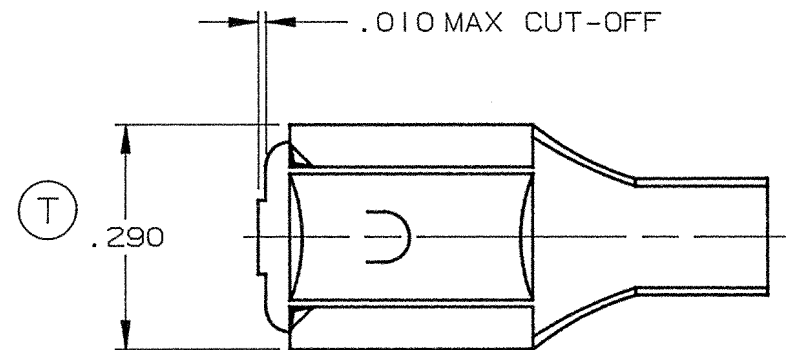
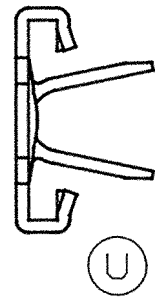
PART NAME:

FEMALE TERMINAL

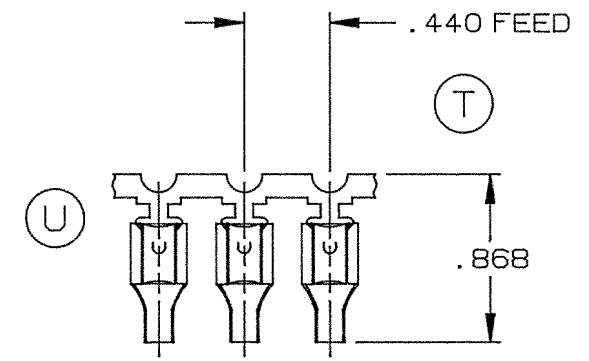
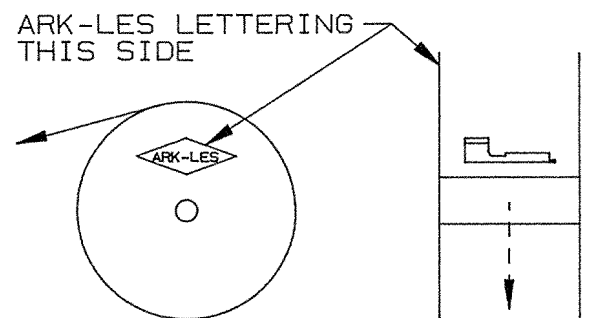
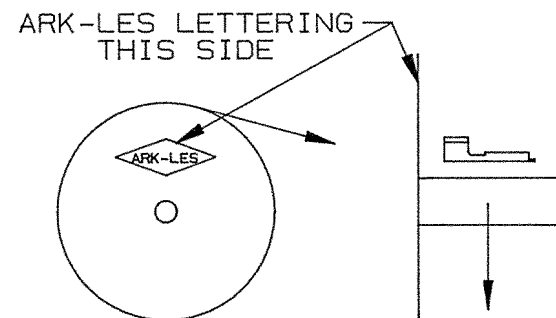
PART NO:

3000H63E/F-2

PART NO.	MATERIAL	FINISH
3000H63E-2	.016 THICK BRASS	PRETINNED
3000H63EB-2	.016 THICK BRASS	NONE
3000H63F-2	.016 THICK BRASS	SILVER PLATE



- (T) NOTES:
1. TO ACCEPT A .250 X .032 MALE TAB.
 2. TO ACCOMMODATE #14 - #20 GAUGE WIRE.
 3. RECOMMENDED STRIP LENGTH: 7/32 ± 1/32.
 4. INSERTION/WITHDRAWAL FORCES TO COMPLY WITH UL 310.
 5. FOR LOOSE PIECE PARTS ADD SUFFIX "-1K" TO PART NUMBER. (i.e. 3000H63E-2-1K)
 6. FOR STANDARD REELING SEE FIGURE 1.
 7. FOR REVERSE REELING ADD SUFFIX "R" TO PART NUMBER. (i.e. 3000H63E-2R) SEE FIGURE 2.



ARK-LES
UNCONTROLLED

FABRICATED TERMINAL STRIP

SCALE 1=1

STANDARD REELING
(I.E. 3000H63E-2)

FIGURE 1

REVERSE REELING
(I.E. 3000H63E-2R)

FIGURE 2

			PROD. REL.	1967-68		TOLERANCES UNLESS OTHERWISE SPECIFIED:		
			QUOTE REL.			DECIMALS ±.010	METRIC ±0.25mm	ANGLES ±1°
			DR:	B J CARUTHERS	5/3/95	MATERIAL: SEE TABLE		
			CHK'D:	R.W.T.	5-21-99	FINISH: SEE TABLE		
U	REVISED PER ECR #11773	5/19/99	RT	APP: COR	5/28/99	PART NO: 3000H63E/F-2		
T	REVISED & REDRAWN PER ECR #10442	5/3/95	BJC	SUPERCEDES DWG. DATED:	3/17/93			
REV.	DESCRIPTION	DATE	DR.	SCALE: 4=1	CAD NO: BT00052			