

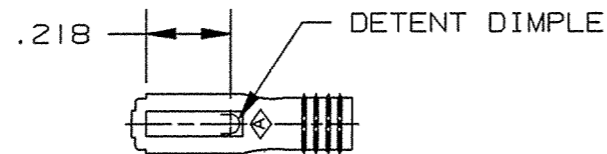
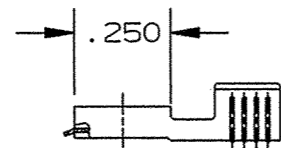
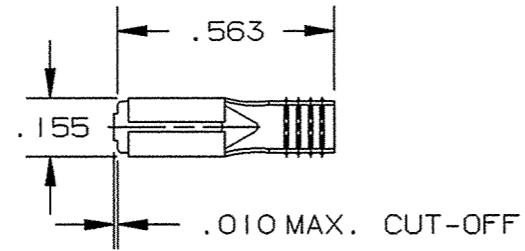
DEPT	
1	2
2	
3	
4	2
5	
6	
7	
8	
9	
10	
11	
12	
NC	
JZ	

PART NAME:

TERMINAL, FEMALE

PART NO:

3650H124A/-2



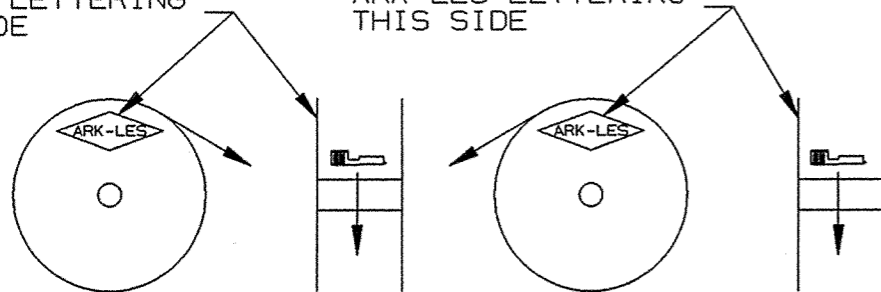
PART NUMBER	MATERIAL	FINISH	MATING MALE TAB
3650H124A-2	.010 ±.0005 THICK BRASS C26000, FULL HARD PRETINNED	SEE MAT'L	.110 .125 X .032
3650H124AB-2	.010 ±.0005 THICK BRASS C26000, FULL HARD	NONE	.110 .125 X .032

NOTES:

1. WIRE RANGE: #14-#18 AWG.
2. RECOMMENDED STRIP LENGTH: 7/32 ±1/32.
3. FOR LOOSE PIECE PARTS ADD "-1" TO PART NUMBER. (I.E. 3650H124A-2-1)
4. FOR REVERSE REELING ADD SUFFIX "R" TO PART NUMBER AS SHOWN.

ARK-LES LETTERING THIS SIDE

ARK-LES LETTERING THIS SIDE

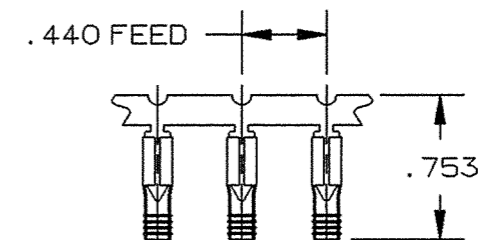


STANDARD REELING
(I.E. 3650H124A-2)

REVERSE REELING
(I.E. 3650H124A-2R)

REELING DIAGRAMS

ARK-LES
UNCONTROLLED



FABRICATED TERMINAL STRIP

SCALE: FULL

			PROD. REL.	JM3137	5/6/92	RT	TOLERANCES UNLESS OTHERWISE SPECIFIED:
			QUOTE REL.				DECIMALS ±.010 METRIC ±0.25mm ANGLES ±1°
			DR:	M. BUMILA	5/4/92		MATERIAL: SEE TABLE
C	REVISED PER ECR #S000022	9/24/03	RT	CHK'D: <i>Donnell</i>	10/9/03		FINISH: SEE TABLE
B	NOTE DELETED PER ECR #10392	12/7/94	RT	APP: <i>MB</i>	10-9-03		PART NO: 3650H124A/-2
A	PROD. REL. PER ECR #9081	5/4/92	MB	SUPERCEDES DWG. DATED:			
REV.	DESCRIPTION	DATE	DR.	SCALE: 2:1	CAD NO: BUM0003		

ORIGINAL IF RED