

DEPT	
1	1
2	
3	
4	2
5	
6	
7	
8	
9	
10	
11	
12	
NC	
JZ	

PART NAME:

FEMALE TERMINAL

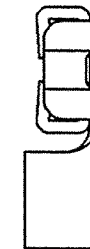
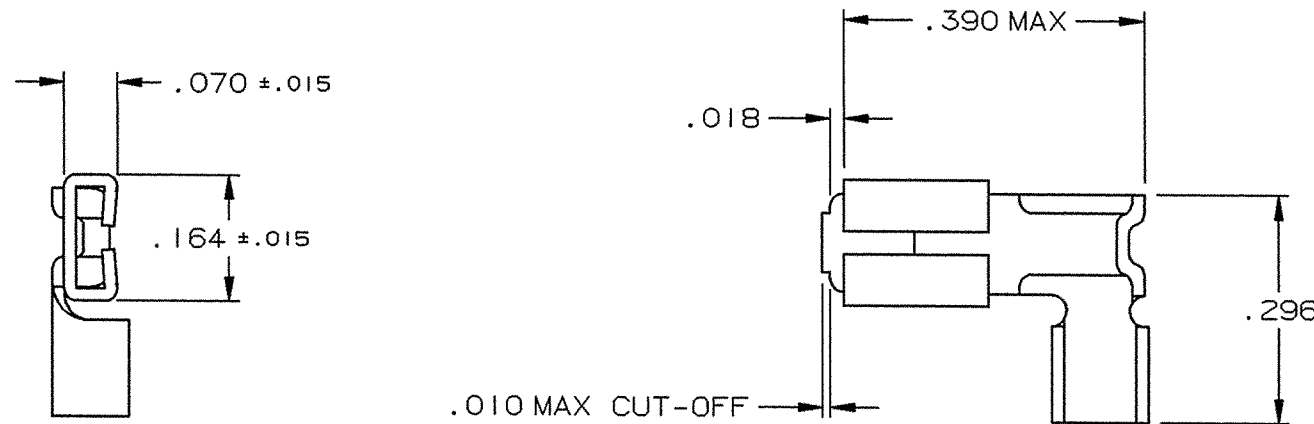
PART NO:

3650H 403/

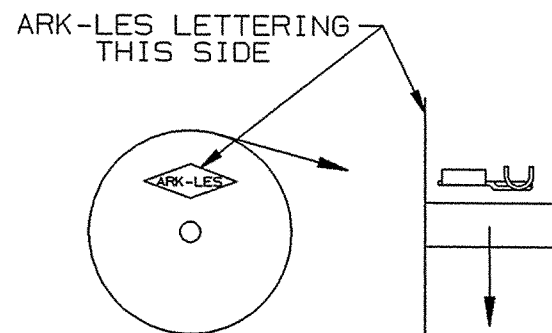
PART NUMBER	MATERIAL	FINISH
3650H 403A	.016 ±.001 THICK BRASS	PRETINNED
3650H 403AB		NONE

NOTES:

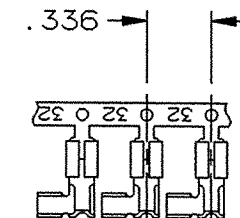
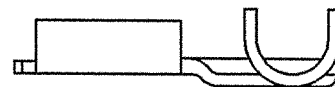
1. TO ACCEPT A .110 X .032 OR A .125 X .032 MALE TAB.
2. WIRE RANGE: #18 - #24 GAUGE WIRE.
3. RECOMMENDED STRIP LENGTH: 5/32 ±1/32.
4. FOR LOOSE PIECE PARTS ADD SUFFIX "-1" TO PART NUMBER (i.e. 3650H 403A-1).



ARK-LES
UNCONTROLLED



REELING DIAGRAM



FABRICATED TERMINAL STRIP

SCALE 1=1

				PROD. REL.	PER TP	11/13/74	RT	TOLERANCES UNLESS OTHERWISE SPECIFIED:		
				QUOTE REL.	PER TP	11/12/74	RT	DECIMALS ±.010	METRIC ±0.25mm	ANGLES ±1°
				DR: B J CARUTHERS 9/30/96			MATERIAL: SEE TABLE			
L	REVISED PER ECR #12437	11/20/02	RT	CHK'D: R.W.T. 11-21-02			FINISH: SEE TABLE			
K	REVISED PER ECR #11589	9/3/98	RT	APP: JJS 12-13-02			PART NO: 3650H 403/			
J	REVISED & REDRAWN PER ECR #11052	9/30/96	BJC	SUPERCEDES DWG. DATED: 12/21/92						
REV.	DESCRIPTION	DATE	DR.	SCALE: 4=1	CAD NO: BUM0001					

ORIGINAL IF RED