

DEPT	
1	1
2	
3	
4	1
5	
6	
7	
8	
9	
10	
11	
12	
NC	
JZ	

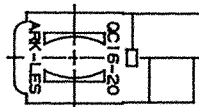
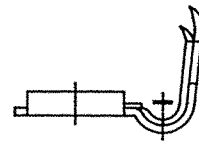
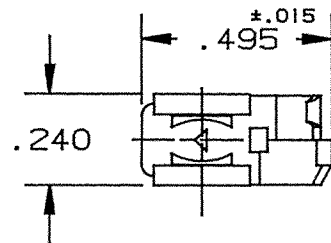
PART NAME:

TERMINAL, FEMALE

PART NO:

3500H11 /

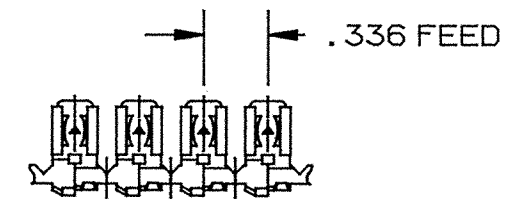
PART NUMBER	MATERIAL	FINISH	Q.C. STAMP
3500H11A	.020 ±.001 THK. BRASS PRETINNED	SEE MAT'L	YES
3500H11AB	.020 ±.001 THK. BRASS	NONE	YES



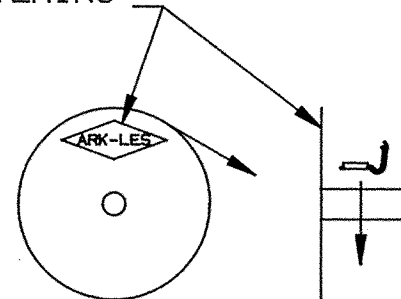
NOTES:

1. TO FIT STANDARD .187 X .020 MALE TAB.
2. TO ACCOMMODATE #16-#20 GAUGE WIRE.
3. INSULATION RANGE: .075-.125.
4. RECOMMENDED STRIP LENGTH: 5/32 ± 1/32

**ARK-LES**  
**UNCONTROLLED**



ARK-LES LETTERING  
THIS SIDE



STANDARD REELING

FABRICATED TERMINAL STRIP

SCALE: FULL

			PROD. REL.	5898	6-8-56	PJD	TOLERANCES UNLESS OTHERWISE SPECIFIED:		
			QUOTE REL.	5898	6-8-56	PJD	DECIMALS ±.010	METRIC ±0.25mm	ANGLES ±1°
			DR:	M. BUMILA	6-10-92		MATERIAL: SEE TABLE		
			CHK'D:	R.W.T.	6-12-92		FINISH: SEE TABLE		
			APP:	F.A.A.	6-17-92		PART NO: 3500H11 /		
K	REDRAWN WITHOUT CHANGE PER ECR #9134	6-10-92	M.B.	SUPERCEDES DWG. DATED: 7-20-83					
REV.	DESCRIPTION	DATE	DR.	SCALE: 2X	CAD NO: BTU0004				

**ORIGINAL IF RED**