

DEPT	
1	1
2	
3	
4	2
5	
6	
7	
8	
9	
10	
11	
12	
NC	
JZ	

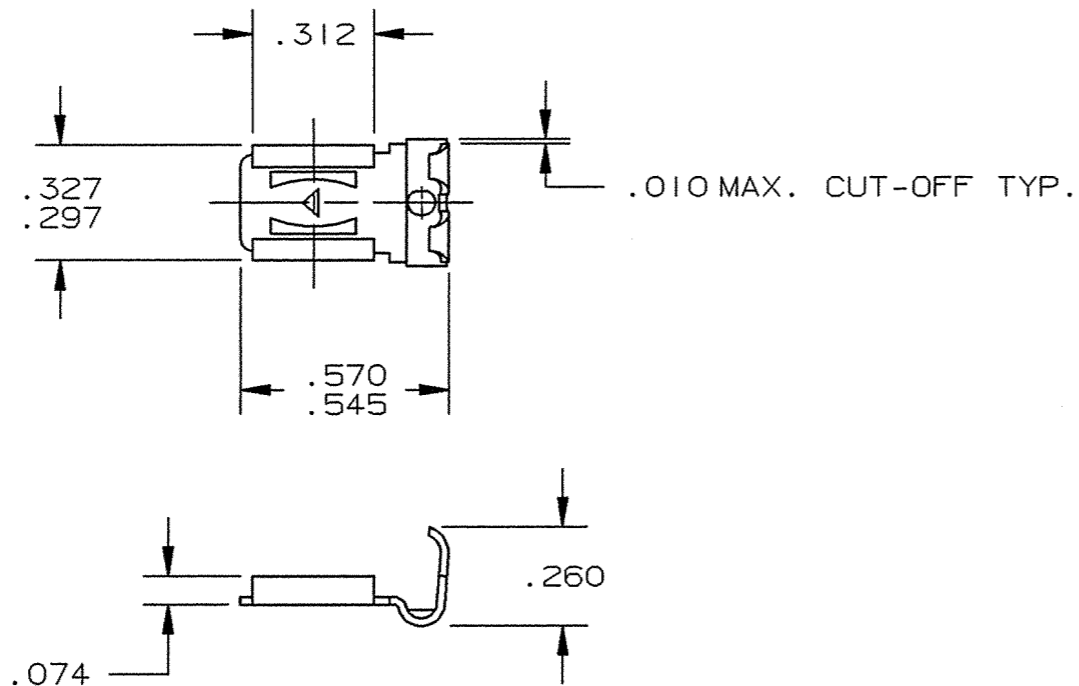
PART NAME:

FEMALE TERMINAL

PART NO:

3000H 4A/

PART NUMBER	MATERIAL	FINISH	Q.C. STAMP
3000H 4A	.020 ±.001 BRASS PRETINNED	SEE MATERIAL	YES
3000H 4AB	.020 ±.001 BRASS	NONE	YES
3000H 4AC		SILVER PLATE	YES
3000H 4ATL		TIN/LEAD PLATE	NO



NOTE:

1. TO ACCEPT .250 X .032 MALE TAB.
2. WIRE RANGE: #14-#20 AWG.
3. RECOMMENDED STRIP LENGTH: 11/32 ±1/32.
4. ADD SUFFIX "-1" TO PART NUMBER FOR INDIVIDUAL PIECE PARTS. (I.E. 3000H 4A-1).
5. FOR STANDARD REELING SEE FIGURE 1.
6. ADD SUFFIX "R" TO PART NUMBER FOR REVERSE REELING. (I.E. 3000H 4AR). SEE FIGURE 2.
7. WIRE LEADS MAY BE ATTACHED IN A SPECIAL APPLICATOR WHICH FORMS ONE WIRE GRIP EAR TO PROVIDE AN INSULATION GRIP. THIS CAN ONLY BE USED ON WIRES WITH SMALL INSULATION DIAMETERS IN THE RANGE OF .040 - .120 O.D. (#18-#20 GAUGE WIRE ONLY)
RECOMMENDED STRIP LENGTH: 3/16 ±1/32.
8. FOR PARTS LESS DIMPLE ADD SUFFIX "-3". (IE. 3000H 4A-3). NOT UL LISTED OR CSA CERTIFIED. NO QC STAMP.
9. INSERTION/WITHDRAWAL FORCES PER UL 310, EXCEPT FIRST INSERTION FORCE TO BE 5 LBS.-12 LBS.

EE

R

DY

DZ

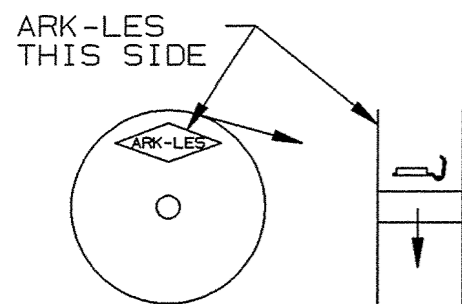


FIGURE 1

STANDARD REELING DIAGRAM

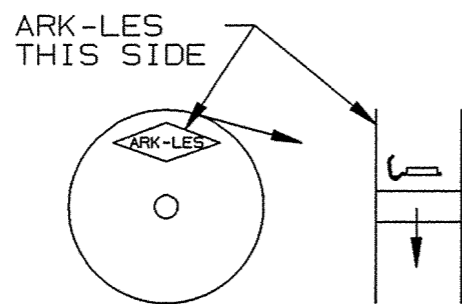
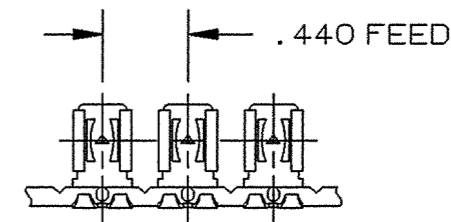


FIGURE 2

REVERSE REELING DIAGRAM

ARK-LES
UNCONTROLLED



FABRICATED TERMINAL STRIP

SCALE: FULL

REV.	DESCRIPTION	DATE	DR.	SCALE: 2:1	CAD NO: BT00008	PART NO: 3000H 4A/
EE	REVISED PER ECR #12258	2/13/02	RT	PROD. REL.	2/10/53	HWB
DZ	REVISED PER ECR #12212	9/10/01	RT	QUOTE REL.		
DY	REVISED PER ECR #10291	9/13/94	RT	DR: M. BUMILA	1/16/92	
R	NOTE 7 REVISED PER ECR #9327	11/5/92	MB	CHK'D: R.W.T.	2-14-02	
P	REVISED & REDRAWN PER ECR #8886	1/16/92	MB	APP: KJB	2-15-02	

ORIGINAL IF RED