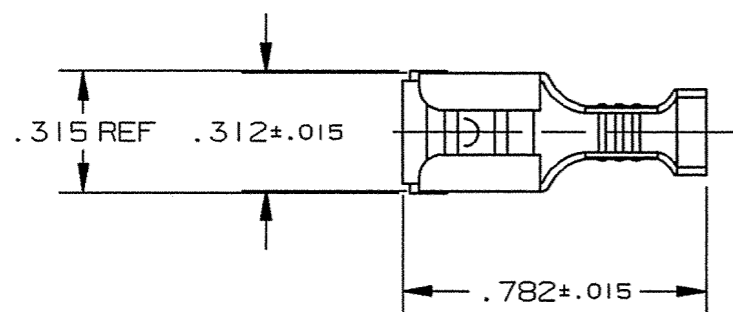


DEPT	
1	1
2	
3	
4	2
5	
6	
7	
8	
9	
10	
11	
12	
NC	
JZ	

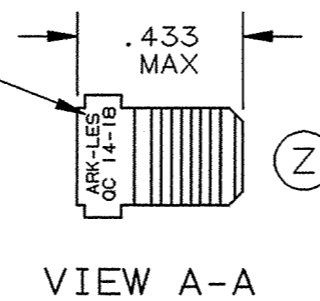
PART NAME: PIGGY-BACK TERMINAL

PART NO: 3000H 121/

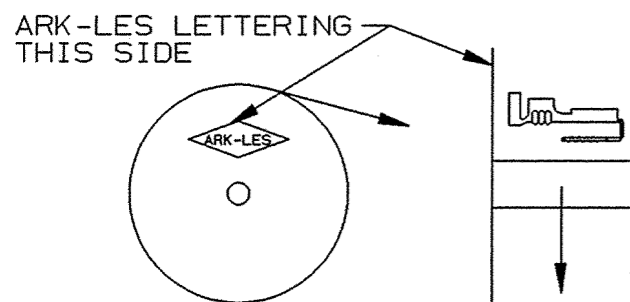
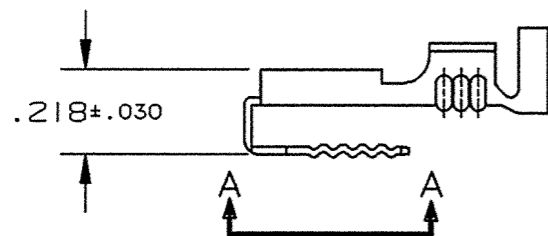
PART NUMBER	MATERIAL	FINISH
3000H 121A		PRETINNED
3000H 121AB	.020 BRASS	NONE



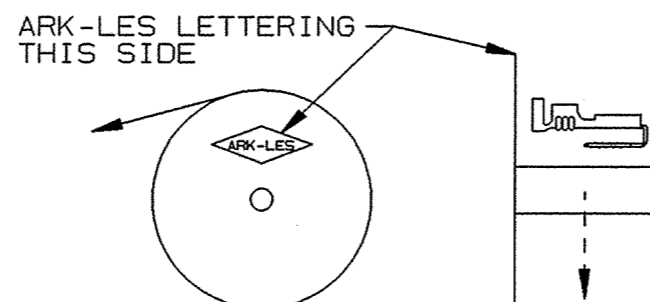
ARK-LES & Q.C. TO BE DIE STAMPED APPROX. AS SHOWN



- NOTES:
1. TO ACCEPT A .250 X .032 MALE TAB AND STANDARD .250 FEMALE QUICK CONNECT.
 2. TO ACCOMMODATE #14-#18 GAUGE WIRE.
 3. INSULATION DIAMETER RANGE: .110-.175.
 4. RECOMMENDED STRIP LENGTH: 7/32 ± 1/32.
 5. INSERTION/WITHDRAWAL FORCES TO COMPLY WITH UL 310.
 6. FOR LOOSE PIECE PARTS ADD SUFFIX "-1" TO PART NUMBER (i.e. 3000H 121A-1).
 7. FOR PARTS REVERSE WOUND, ADD SUFFIX "R" TO PART NUMBER (i.e. 3000H 121AR).

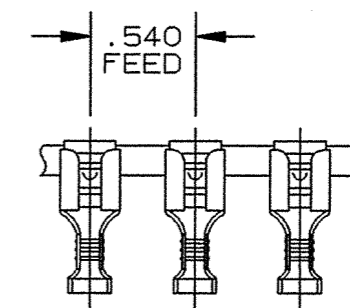


STANDARD REELING
(I.E. 3000H 121A)



REVERSE REELING
(I.E. 3000H 121AR)

ARK-LES
UNCONTROLLED



FABRICATED TERMINAL STRIP

SCALE 1:1

REELING DIAGRAMS

			PROD. REL.	PER DG	5/3/74	PC	TOLERANCES UNLESS OTHERWISE SPECIFIED:
			QUOTE REL.				DECIMALS ±.010 METRIC ±0.25mm ANGLES ±1°
			DR: R. TASTULA		1/28/03		MATERIAL: SEE TABLE
			CHK'D: R.W.T.		1-28-03		FINISH: SEE TABLE
			APP: <i>WJA</i>		1-31-03		PART NO: 3000H 121/
Z	REVISED, REV. Z WAS W PER ECR #12451	1/28/03	RT	SUPERCEDES DWG. DATED:	6/23/98		
REV.	DESCRIPTION	DATE	DR.	SCALE: 2:1	CAD NO: BT00081		

ORIGINAL IF RED