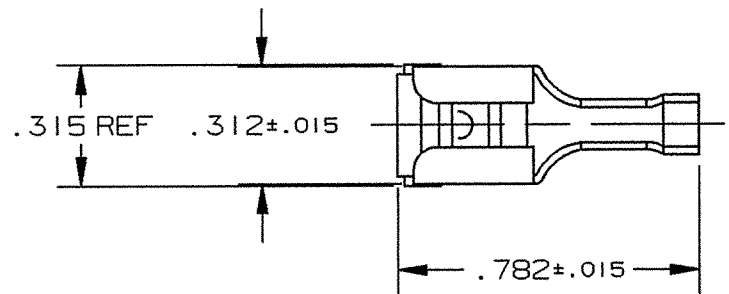


DEPT	
1	1
2	
3	
4	2
5	
6	
7	
8	
9	
10	
11	
12	
NC	
JZ	

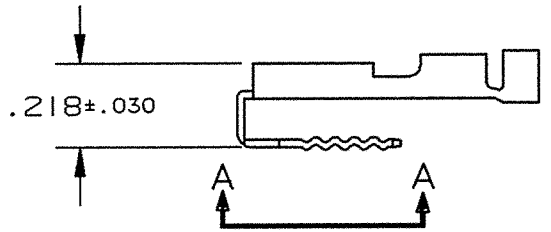
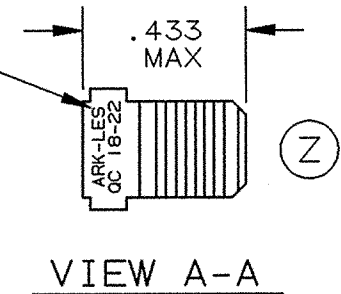
PART NAME: PIGGY-BACK TERMINAL

PART NO: 3000H 121/-6

PART NUMBER	MATERIAL	FINISH
3000H 121A-6	.020 BRASS	PRETINNED
3000H 121AB-6	.020 BRASS	NONE

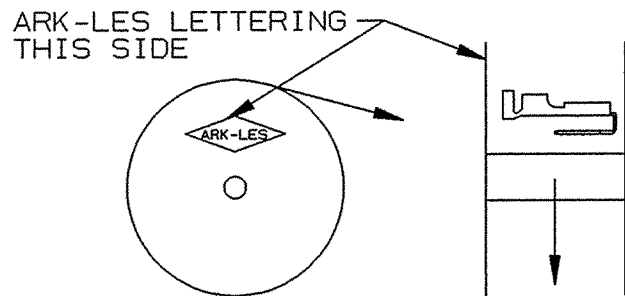


ARK-LES & Q.C. TO BE DIE STAMPED APPROX. AS SHOWN

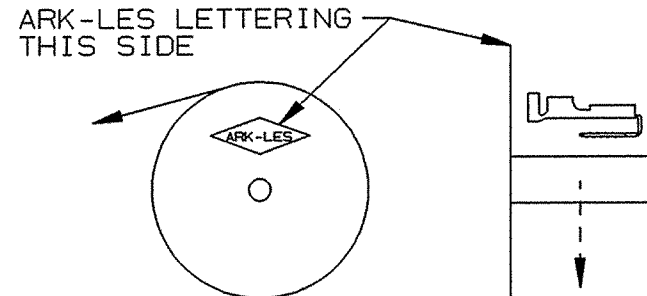


NOTES:

1. TO ACCEPT A .250 X .032 MALE TAB. AND STANDARD .250 FEMALE QUICK CONNECT.
2. TO ACCOMMODATE #18-#22 GAUGE WIRE.
3. INSULATION DIAMETER RANGE: .040-.090.
4. RECOMMENDED STRIP LENGTH: 7/32 ± 1/32.
5. INSERTION/WITHDRAWAL FORCES TO COMPLY WITH UL 310.
6. FOR LOOSE PIECE PARTS ADD SUFFIX "-1" TO PART NUMBER (i.e. 3000H 121A-6-1).
7. FOR REVERSE WOUND TERMINALS ADD SUFFIX "R" TO PART NUMBER (i.e. 3000H 121A-6R).



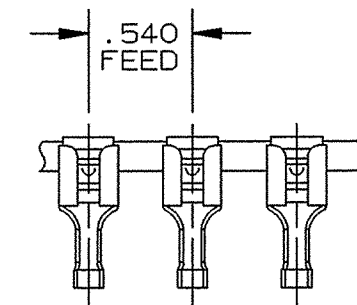
STANDARD REELING  
(I.E. 3000H 121A-6)



REVERSE REELING  
(I.E. 3000H 121A-6R)

REELING DIAGRAMS

**ARK-LES**  
UNCONTROLLED



FABRICATED TERMINAL STRIP

SCALE 1:1

			PROD. REL.	8/19/75	JJB	TOLERANCES UNLESS OTHERWISE SPECIFIED:
			QUOTE REL.			DECIMALS ±.010 METRIC ±0.25mm ANGLES ±1°
			DR: R. TASTULA	6/23/98		MATERIAL: SEE TABLE
			CHK'D: R.W.S.T.	1-28-03		FINISH: SEE TABLE
Z	REVISED PER ECR #12451	1/28/03	RT	APP: <i>RJA</i>	1-31-03	PART NO: 3000H 121/-6
Y	REVISED, REV. Y WAS G PER ECR #11536	6/23/98	RT	SUPERCEDES DWG. DATED: 9/13/94		
REV.	DESCRIPTION	DATE	DR.	SCALE: 2:1	CAD NO: BT00083	