

OX200-SC 10 MHz OCVCXO CO-8 Package

CONNOR WINFIELD



2111 Comprehensive Drive
Aurora, Illinois 60505
Phone: 630-851-4722
Fax: 630-851-5040
www.conwin.com

US Headquarters:
630-851-4722
European Headquarters:
+353-61-472221

Description:

Connor-Winfield model OX200-SC is a 12 Vdc, Oven Compensated Voltage Controlled Crystal Oscillator (OCVCXO) in a CO-8 package. The OX200-SC is designed for use with applications that require a LVCMOS output, very high frequency stability, low jitter and low phase noise.



Features:

Model: OX200-SC
OCVCXO
12 Vdc Operation
CO-8 Footprint
Frequency Stability: ± 1.5 ppb
Temperature Range: 0 to 70°C
LVCMOS Output
Low Jitter and Phase Noise
RoHS Compliant / Lead Free

Absolute Maximum Ratings

Parameter	Minimum	Nominal	Maximum	Units	Notes
Storage Temperature	-55	-	125	°C	
Operable Temperature Range:	-55	-	85	°C	
Supply Voltage (Vcc)	-	-	15	Vdc	
Output Load	-	-	50	pF	CMOS Signal

Frequency Stabilities

Parameter	Minimum	Nominal	Maximum	Units	Notes
Center Frequency: (Fo)	-	10.0	-	MHz	
Frequency Calibration	-25	-	25	ppb	1
Frequency Stability					
vs. Temperature (0 to 70 °C)	-1.5	-	1.5	ppb	2
vs. Warm Up (60 minutes on)	-200	-	200	ppb	7 days off
vs. Warm Up (120 minutes on)	-100	-	100	ppb	7 days off
vs. Warm Up (24 hours on)	-200	-	200	ppb	unlimited time off
vs. Warm Up (72 hours on)	-100	-	100	ppb	unlimited time off
vs. Supply Voltage Change	-0.3	-	0.3	ppb	Vcc $\pm 5\%$
vs. Load Change	-0.3	-	0.3	ppb	Load $\pm 5\%$
vs. Aging per day	-0.2	-	0.2	ppb	30 days operation
vs. Aging 5 Years	-60	-	60	ppb	72 hrs. operation
Total Tolerance	-100	-	100	ppb	3
Operating Temperature Range:	0	-	70	°C	

Supply Voltage (Vcc)

Parameter	Minimum	Nominal	Maximum	Units	Notes
Supply Voltage: (Vcc)	11.4	12.0	12.6	Vdc	
Power Consumption:					
Turn On	-	-	9	W	Warm up
Steady State	-	-	3	W	@ 25°C

Input Characteristics (EFC)

Parameter	Minimum	Nominal	Maximum	Units	Notes
Tuning Range	± 0.2	-	-	ppm	
Tuning Sensitivity	0.1	-	0.3	ppm/V	
Linearity	-	-	20	%	
Control Voltage Range	0.0	2.5	4.0	Vdc	
Tuning Slope		Positive			

LVCMOS Output Characteristics

Parameter	Minimum	Nominal	Maximum	Units	Notes
Load	-	-	15	pF	
Voltage: High (Voh)	3.0	-	3.6	Vdc	
Low (Vol)	-	-	0.2		
Duty Cycle (Voh-Vol/2)	45	50	55	%	
Output Current	-	-	2.5	mA	
SSB Phase Noise at 1Hz offset	-	-	-90	dBc/Hz	
SSB Phase Noise at 10Hz offset	-	-	-115	dBc/Hz	
SSB Phase Noise at 100Hz offset	-	-	-135	dBc/Hz	
SSB Phase Noise at 1KHz offset	-	-	-140	dBc/Hz	
SSB Phase Noise at 10KHz offset	-	-	-140	dBc/Hz	



Bulletin **Cx194**
Page **1 of 2**
Revision **04**
Date **10 Apr 2013**



Notes:

1. At time of shipment after 60 minutes of operation, @25°C, EFC = 2.5 Vdc.
2. Frequency stability vs. change in temperature $[\pm(F_{max}-F_{min})/(2 \cdot F_0)]$.
3. 5 years from time of shipment after 72 hours of operation and EFC = 2.5 Vdc.

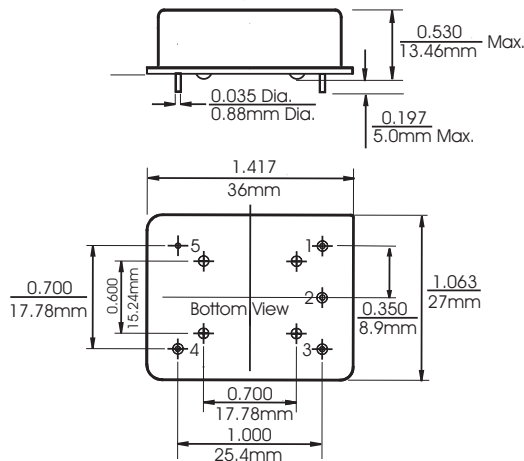
Package Characteristics

Package CO-8 footprint, resistive welded package with grounded case.

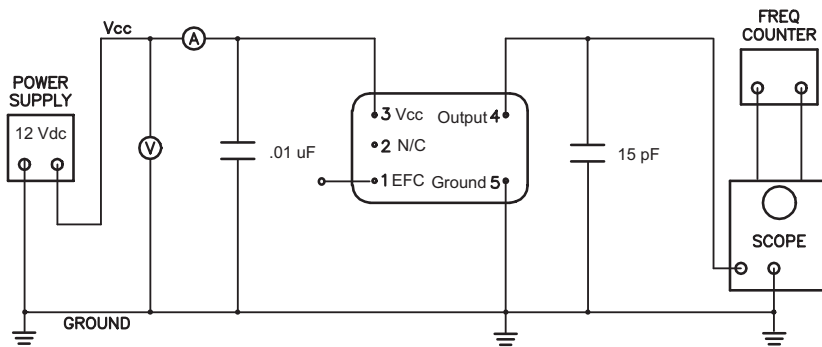
Environmental Characteristics

Shock	500 G's 1ms, Halfsine, 3 shocks per direction, per MIL-STD 202F, Method 213B Test Condition D.
Sinusoidal Vibration	0.06" D.A. or 10G's Peak, 10 to 500 Hz, per MIL-STD-202F, Method 204D, Test Condition A.
Random Vibration	5.35 G's rms. 20 to 2000 Hz per MIL-STD-202F, Method 214, Test Condition 1A, 15 minutes each axis.
Moisture	10 cycles, 95% RH, Per MIL-STD-202F, Method 112.
Marking Permanency	Per MIL-STD-202F, Method 215J.
Attachment Method PCB	Through Hole Mounted
Resistance to Solder Heat	Per MIL-STD-202F, Method 210, Condition E.
Solder Process	RoHS compliant, lead free. See solder profile.

Package Outline



Test Circuit

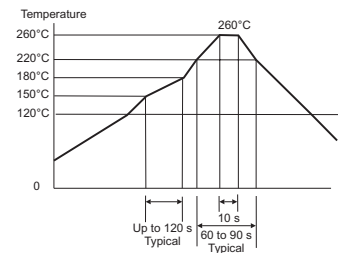


Revision 00	New issue, 11/12/09.
Revision 01,	Added aging 5 years. 11/30/10.
Revision 02,	Changed from 3ppb absolute to +/-1.5ppb. 04/05/12.
Revision 03,	Updated marking information. 09/18/12
Revision 04,	Changed HCMOS to LVCMOS 04/10/13

Pin Connections

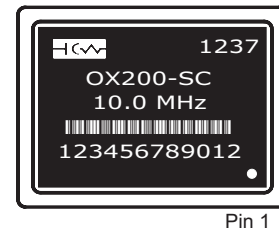
Pin	Connection
1:	Electronic Frequency Control (EFC)
2:	N/C
3:	Supply Voltage (Vcc)
4:	RF Output
5:	Ground (Case)

Solder Profile



Meets IPC/JEDEC J-STD-020C

Marking Diagram



Date Code (YYWW)
Model Number
Output Frequency
Serial # Barcode
Serial Number

Ordering Information

OX200-SC - 010.0M
OCXO SERIES - CENTER FREQUENCY

Bulletin	Cx194
Page	2 of 2
Revision	04
Date	10 Apr 2013