

General Specifications

Motor Structure: Shaded Pole Induction Motor
Motor Protection: Impedance Protection
Insulation Resistance:
 10M Ω or over with a DC500V Megger
Dielectric Withstand Voltage: AC 700V 1s
Allowable Ambient Temperature Range:
 -10°C ~ +70°C (Operating)
 -40°C ~ +70°C (Storage)
 (non-condensing environment)

Expected Life

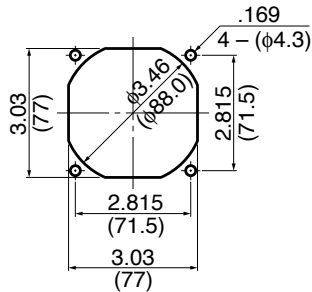
Failure Rate: 10%
 25°C 50,000 Hours

Material

Casing : Aluminum
Impeller : Polycarbonate (Glass Fiber-Containing)
Bearing : Ball Bearing
Lead Wire : UL3266, CSA CL 1252, AWG22

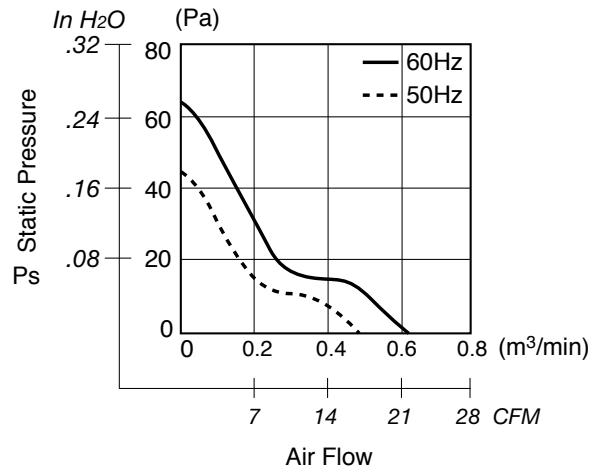
Panel Cut-Outs

Units: $\frac{\text{inch}}{\text{mm}}$

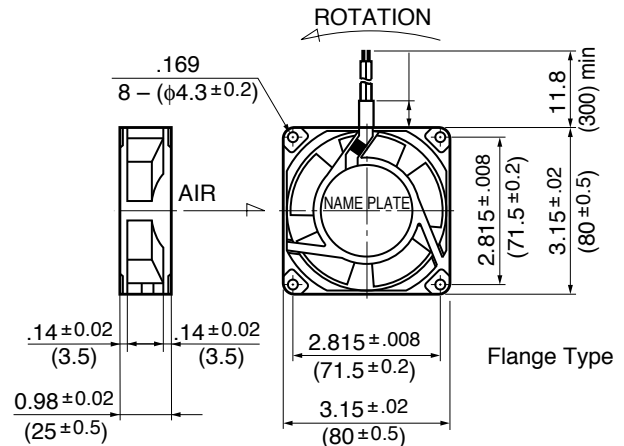


INLET SIDE / OUTLET SIDE

Characteristic Curves



Outline



Specifications

MODEL	Rated Voltage	Frequency	Starting Voltage	Current	Input Power	Speed	Max. Air Flow		Max. Static Pressure		Noise	Mass
	(V)	(Hz)	(V)	(A) ¹	(W) ^{10% 20%}	(min ⁻¹) ³	CFM	(m ³ /min) ³	in H ₂ O	(Pa) ³	(dB) ²	(g)
3110PS-10W-B30-A00	100	50	65	0.090	6.0	2600	16.2	0.46	.15	39.2	28	220
	100	60	65	0.080	5.0	3100	19.7	0.56	.21	53.9	33	220
3110PS-12W-B30-A00	115	50	65	0.085	6.0	2600	16.2	0.46	.15	39.2	28	220
	115	60	65	0.075	5.0	3100	19.7	0.56	.21	53.9	33	220

Rotation: Counterclockwise

Airflow Outlet: Air Out Over Struts

*1: Maximum Values in Free Air

*2: Average Values in Free Air

*3: Minimum Values in Free Air