

General Specifications

Motor Structure: Shaded Pole Induction Motor
Motor Protection: Impedance Protection
Insulation Resistance:
 10M Ω or over with a DC500V Megger
Dielectric Withstand Voltage: AC 700V 1s
Allowable Ambient Temperature Range:
 -10°C ~ +70°C (Operating)
 -40°C ~ +70°C (Storage)
 (non-condensing environment)

Expected Life

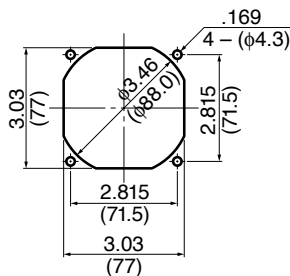
Failure Rate: 10%
 25°C 50,000 Hours

Material

Casing : Aluminum
Impeller : UL94V-O Reinforced Plastic
Bearing : Ball Bearing
Lead Wire : AWG22, UL3266, CSA CL1252
or Terminal : Faston #110 or equivalent

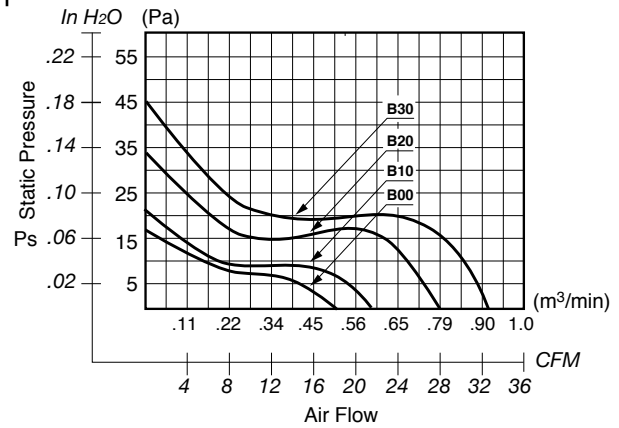
Panel Cut-Outs

Units: $\frac{\text{inch}}{\text{mm}}$

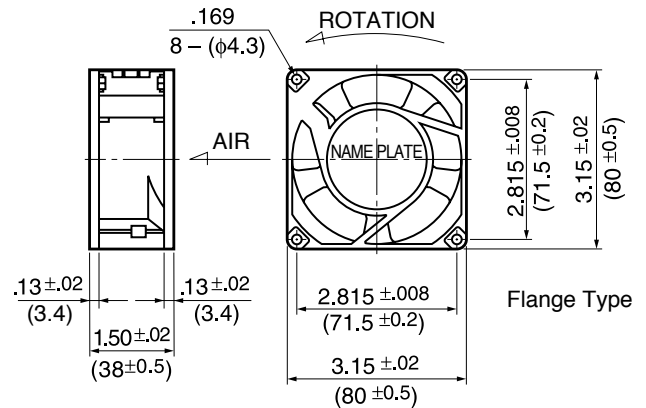


INLET SIDE / OUTLET SIDE

Characteristic Curves



Outline



Flange Type

Specifications

MODEL	Rated Voltage	Frequency	Starting Voltage	Current	Input Power	Speed	Max. Air Flow		Max. Static Pressure		Noise	Mass
	(V)	(Hz)	(V)	(A) ^{*1}	(W) ^{*1}	(min ⁻¹) ^{*1}	CFM	(m ³ /min) ^{*1}	in H ₂ O	(Pa) ^{*1}	(dB) ^{*1}	(g)
3115FS-12T-B00-A00	115	60	75	0.045	4.0	1850	18.0	0.51	.07	17.5	31	340
3115FS-12T-B10-A00	115	60	75	0.087	6.5	2100	22.0	0.62	.09	22.5	36	340
3115FS-12T-B20-A00	115	60	75	0.090	7.5	2700	27.0	0.76	.13	32.5	40	340
3115FS-12T-B30-A00	115	60	75	0.100	8.5	3250	32.0	0.90	.18	45.0	44	340
3115FS-23T-B10-A00	230	60	175	0.050	6.5	2050	20.0	0.57	.09	22.5	35	340
3115FS-23T-B20-A00	230	60	175	0.060	7.5	2750	28.0	0.79	.13	32.5	40	340
3115FS-23T-B30-A00	230	60	175	0.065	8.0	3250	33.0	0.93	.18	45.0	44	340

Rotation: Counterclockwise

Airflow Outlet: Air In Over Struts

*1: Maximum Values in Free Air

*2: Average Values in Free Air

*3: Minimum Values in Free Air