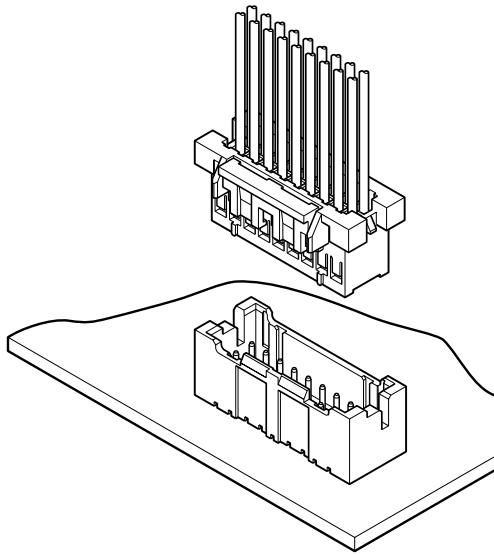


XAD CONNECTOR

2.5mm pitch/Disconnectable Crimp style connectors



Double-row construction connector with secure locking device.

- Secure locking device
- Solder crack preventive material
- Polarizing boss
- Mis-insertion preventive design

Specifications

- Current rating: 3A AC, DC (AWG #20)
- Voltage rating: 250V AC, DC
- Temperature range: -25°C to +85°C
(including temperature rise in applying electrical current)
- Contact resistance: Initial value/10m Ω max.
After environmental testing/20m Ω max.
- Insulation resistance: 1,000M Ω min.
- Withstanding voltage: 1,000V AC/minute
- Applicable wire: AWG #28 to #20
- Applicable PC board thickness: 1.6mm
- * Compliant with RoHS.
- * Refer to "General Instruction and Notice when using Terminals and Connectors" at the end of this catalog.
- * Contact JST for details.

Standards

Recognized E60389

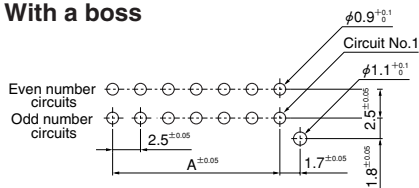
Certified LR20812

R9851219

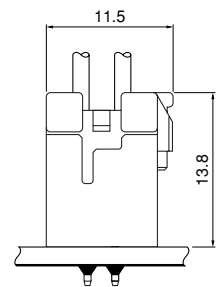
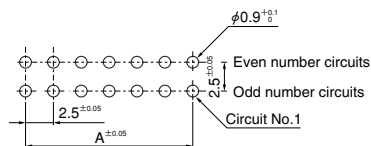
PC board layout (viewed from component side) and Assembly layout

Top entry type

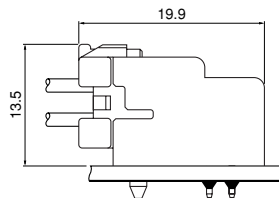
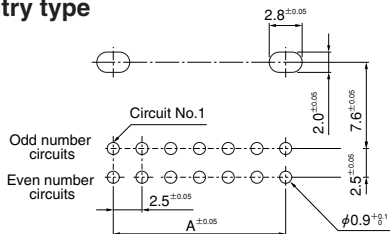
With a boss



Without a boss



Side entry type

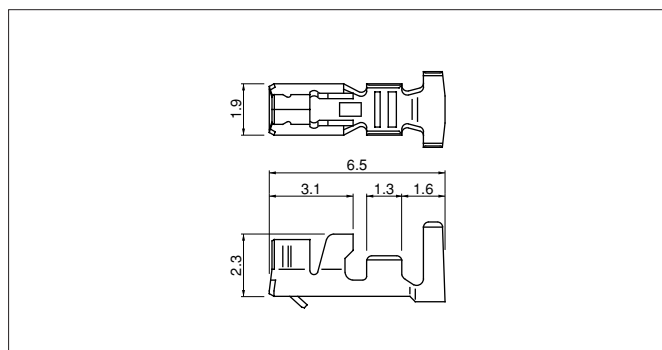


Note: 1. Tolerances are non-cumulative: $\pm 0.05\text{mm}$ for all centers.

2. Hole dimensions differ according to the kind of PC board and piercing method. The dimensions above should serve as a guideline. Contact JST for details.

XAD CONNECTOR

Contact



Model No.	Applicable wire		Insulation O.D. (mm)	Q'ty / reel
	mm ²	AWG#		
SXA-01T-P0.6	0.22~0.5	24~20	1.5~1.9	8,000
SXA-001T-P0.6	0.08~0.33	28~22	0.8~1.9	8,000
SXA-001T-P0.6L	0.13~0.33	26~22	1.3~1.7	8,000

Material and Finish

Phosphor bronze, tin-plated (reflow treatment)

RoHS compliance

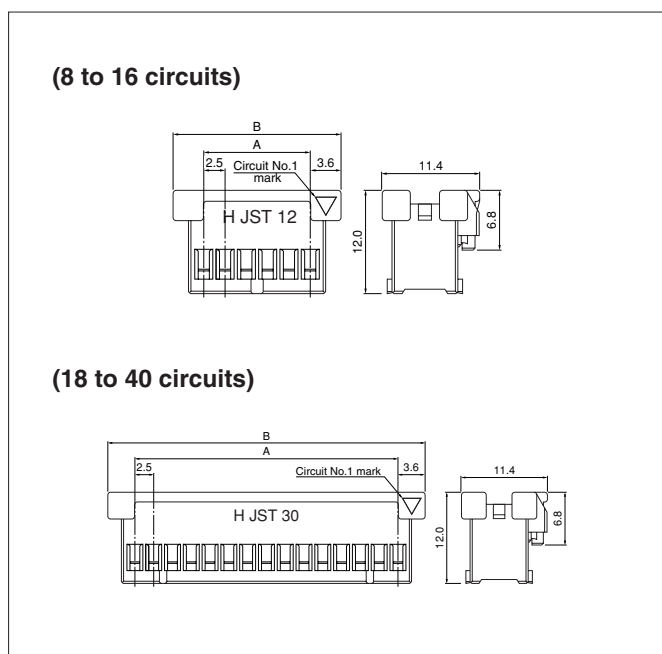
Note: 1. SXA-001T-P0.6L is low-insertion force type contact, for easier insertion/withdrawal, which would be less resistant to the vibration. The crimp height is different from the standard contact.
2. Contact JST for gold-plated products.

Contact	Crimping machine	Applicator		
		Crimp applicator	Dies	Crimp applicator with dies
SXA-001T-P0.6	AP-K2N	MKS-L	MK/SXA/M-001-06	APLMK SXA/M001-06
		*MKS-SC	SC/SXA/M-001-06	APLSC SXA/M001-06
SXA-001T-P0.6L		MKS-L	MK/SXA-001-06L	APLMK SXA001-06L
		*MKS-SC	SC/SXA-001-06L	APLSC SXA001-06L

Contact	Crimping machine	Applicator		
		Crimp applicator	Dies	Crimp applicator with dies
SXA-01T-P0.6	AP-K2N	MKS-L	MK/SXA/M-01-06	APLMK SXA/M01-06
		*MKS-SC	SC/SXA/M-01-06	APLSC SXA/M01-06

Note:*Strip-crimp applicator

Housing



Circuits	Model No.	Dimensions (mm)		Q'ty / bag
		A	B	
8	XADRP-08V	7.5	14.7	1,000
10	XADRP-10V	10.0	17.2	1,000
12	XADRP-12V	12.5	19.7	1,000
14	XADRP-14V	15.0	22.2	1,000
16	XADRP-16V	17.5	24.7	1,000
18	XADRP-18V	20.0	27.2	1,000
20	XADRP-20V	22.5	29.7	500
22	XADRP-22V	25.0	32.2	500
24	XADRP-24V	27.5	34.7	500
26	XADRP-26V	30.0	37.2	500
28	XADRP-28V	32.5	39.7	500
30	XADRP-30V	35.0	42.2	500
32	XADRP-32V	37.5	44.7	500
34	XADRP-34V	40.0	47.2	500
36	XADRP-36V	42.5	49.7	250
40	XADRP-40V	47.5	54.7	250

Material

PA 66, UL94V-0, natural (white)

RoHS compliance

Note: Contact JST if retainers are required.

<For reference> As the color identification, the following alphabet shall be put in the underlined part. For availability, delivery and minimum order quantity, contact JST.

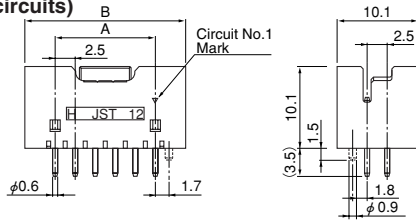
ex. **XADRP-08V-oo**
(blank)...natural (white)
K...black R...red E...blue O...orange M...green
L...lemon yellow PK...pink

XAD CONNECTOR

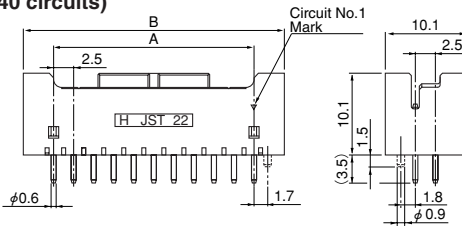
Shrouded header

Top entry type

(8 to 16 circuits)

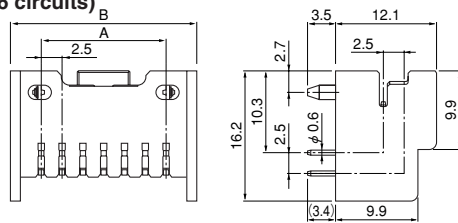


(18 to 40 circuits)

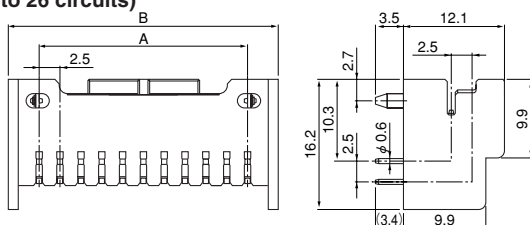


Side entry type

(8 to 16 circuits)



(18 to 26 circuits)



Circuits	Model No.			Dimensions (mm)		Q'ty / box	
	Top entry type		Side entry type	A	B	Top entry type	Side entry type
	Without a boss	With a boss					
8	B08B-XADSS-N	B08B-XADSS-N-A	S08B-XADSS-N	7.5	15.0	200	270
10	B10B-XADSS-N	B10B-XADSS-N-A	S10B-XADSS-N	10.0	17.5	200	234
12	B12B-XADSS-N	B12B-XADSS-N-A	S12B-XADSS-N	12.5	20.0	200	198
14	B14B-XADSS-N	B14B-XADSS-N-A	S14B-XADSS-N	15.0	22.5	150	180
16	B16B-XADSS-N	B16B-XADSS-N-A	S16B-XADSS-N	17.5	25.0	150	162
18	B18B-XADSS-N	B18B-XADSS-N-A	S18B-XADSS-N	20.0	27.5	150	144
20	B20B-XADSS-N	B20B-XADSS-N-A	S20B-XADSS-N	22.5	30.0	100	126
22	B22B-XADSS-N	B22B-XADSS-N-A	—	25.0	32.5	100	—
24	B24B-XADSS-N	B24B-XADSS-N-A	—	27.5	35.0	100	—
26	B26B-XADSS-N	B26B-XADSS-N-A	S26B-XADSS-N	30.0	37.5	100	108
28	B28B-XADSS-N	B28B-XADSS-N-A	—	32.5	40.0	100	—
30	B30B-XADSS-N	B30B-XADSS-N-A	—	35.0	42.5	50	—
32	B32B-XADSS-N	B32B-XADSS-N-A	—	37.5	45.0	50	—
34	B34B-XADSS-N	B34B-XADSS-N-A	—	40.0	47.5	50	—
36	B36B-XADSS-N	B36B-XADSS-N-A	—	42.5	50.0	50	—
40	B40B-XADSS-N	B40B-XADSS-N-A	—	47.5	55.0	50	—

Material and Finish

Pin: Copper alloy, copper-undercoated, tin-plated (reflow treatment)
Wafer: Glass-filled PA 66, UL94V-0, natural (white)

RoHS compliance This product displays (LF)(SN) on a label.
Note: Contact JST for the headers with gold-plated pins.

<For reference> As the color identification, the following alphabet shall be put in the underlined part.
For availability, delivery and minimum order quantity, contact JST.

ex. **B08B-XADSS-N**

S...natural (white)

K...black R...red E...blue O...orange M...green

L...lemon yellow PK...pink