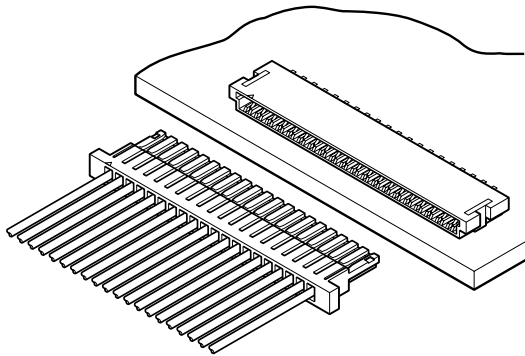


SHL CONNECTOR

1.0mm pitch/Disconnectable Crimp style connectors



- Thin design
- Low insertion force
- Deformation preventive design

Specifications

- Current rating: 1.0A AC, DC (AWG #28)
- Voltage rating: 50V AC, DC
- Temperature range: -25°C to +85°C
(including temperature rise in applying electrical current)
- Contact resistance: Initial value/ 20m Ω max.
After environmental testing/ 40m Ω max.
- Insulation resistance: 100M Ω min.
- Withstanding voltage: 500V AC/minute
- Applicable wire: AWG #32 to #28

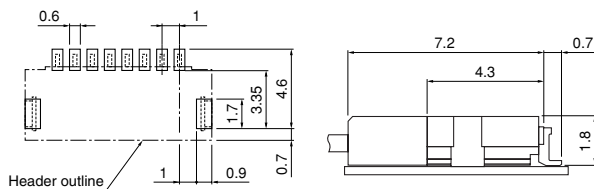
- * Compliant with RoHS.
- * Refer to "General Instruction and Notice when using Terminals and Connectors" at the end of this catalog.
- * Contact JST for details.

Standards

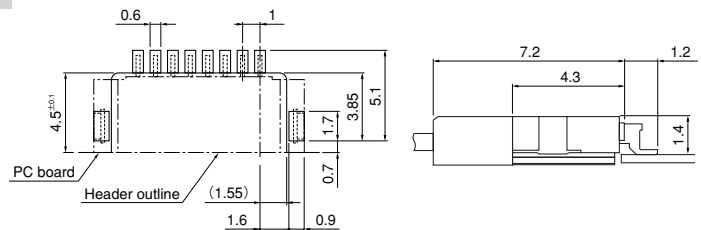
Recognized E60389

Certified LR20812

Normal type

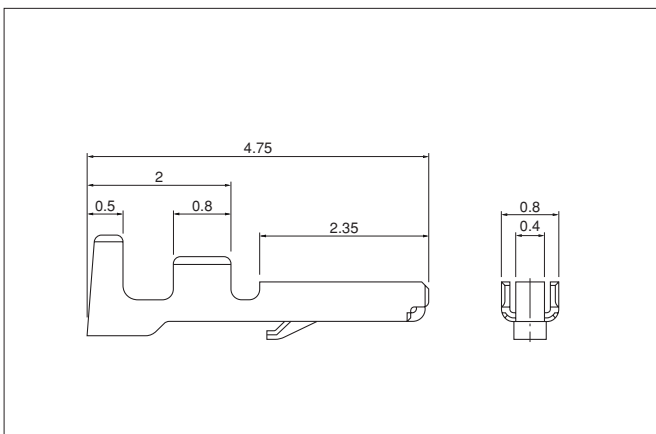


Offset type



- Note: 1. The above figure is the figure viewed from the connector mounting side.
2. Tolerances are non-cumulative: ±0.05mm for all centers.
3. The dimensions above should serve as a guideline. Contact JST for details.

Contact



Model No.	Applicable wire			Qty / reel
	mm ²	AWG#	Insulation O.D. (mm)	
SSHL-003T-P0.2	0.032~0.08	32~28	0.4~0.8	41,000

Material and Finish

Phosphor bronze, tin-plated (reflow treatment)

RoHS compliance

Note: Contact JST for gold-plated products.

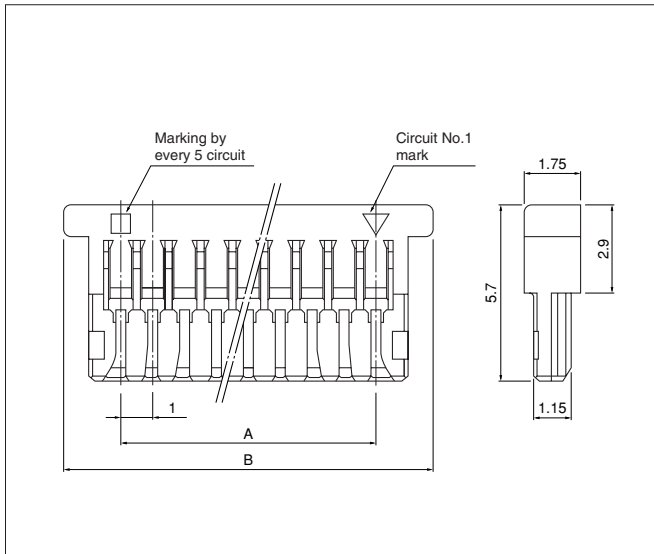
Contact	Crimping machine	Applicator		
		Crimp applicator	Dies	Crimp applicator with dies
SSHL-003T-P0.2	AP-K2N	MKS-L-10-3	MK/SSH/L-003-02	APLMK SSH/L003-02
		*MKS-SC	SC/SSH/L-003-02	APLSC SSH/L003-02

Note: *Strip-crimp applicator

Contact JST for applicable wires in case that it is not usable due to wire size.

SHL CONNECTOR

Housing



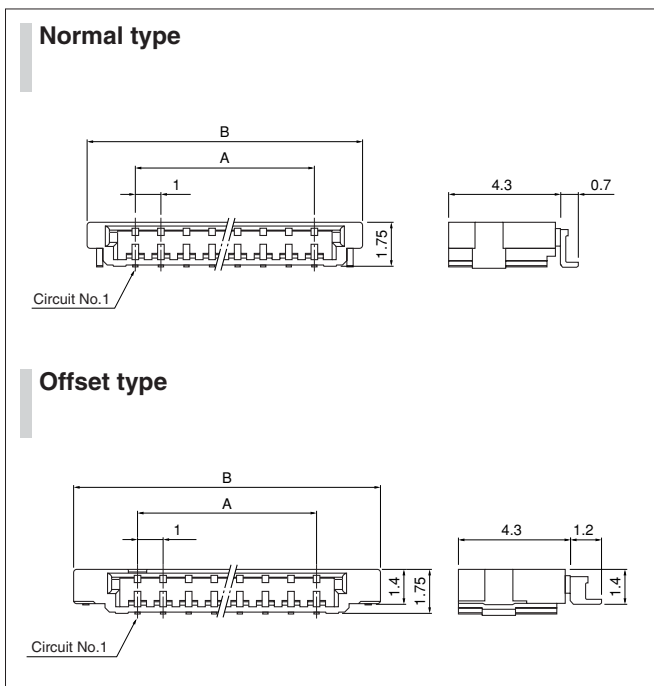
Circuits	Model No.	Dimensions (mm)		Q'ty / box
	With protrusions	A	B	
2	SHLP-02V-S-B	1.0	4.6	6,000
5	SHLP-05V-S-B	4.0	7.6	3,000
6	SHLP-06V-S-B	5.0	8.6	3,000
7	SHLP-07V-S-B	6.0	9.6	3,000
8	SHLP-08V-S-B	7.0	10.6	3,000
10	SHLP-10V-S-B	9.0	12.6	2,000
11	SHLP-11V-S-B	10.0	13.6	2,000
12	SHLP-12V-S-B	11.0	14.6	2,000
14	SHLP-14V-S-B	13.0	16.6	2,000
16	SHLP-16V-S-B	15.0	18.6	1,000
20	SHLP-20V-S-B	19.0	22.6	1,000
22	SHLP-22V-S-B	21.0	24.6	1,000
26	SHLP-26V-S-B	25.0	28.6	1,000
30	SHLP-30V-S-B	29.0	32.6	1,000

Material

PBT, UL94V-0, natural (white)

RoHS compliance

Shrouded header



Circuits	Model No.		Insulation O.D. (mm)				Q'ty / reel
	Normal type	Offset type	Normal type		Offset type		
			A	B	A	B	
2	SM02B-SHLS-TF	—	1.0	4.8	—	—	4,500
5	SM05B-SHLS-TF	—	4.0	7.8	—	—	4,500
6	SM06B-SHLS-TF	—	5.0	8.8	—	—	4,500
7	SM07B-SHLS-TF	—	6.0	9.8	—	—	4,500
8	SM08B-SHLS-TF	SM08B-SHLS-1-TF	7.0	10.8	7.0	12.0	4,500
10	SM10B-SHLS-TF	—	9.0	12.8	—	—	4,500
11	SM11B-SHLS-TF	—	10.0	13.8	—	—	4,500
12	SM12B-SHLS-TF	—	11.0	14.8	—	—	4,500
14	SM14B-SHLS-TF	SM14B-SHLS-1-TF	13.0	16.8	13.0	18.0	4,500
16	SM16B-SHLS-TF	—	15.0	18.8	—	—	4,500
20	SM20B-SHLS-TF	SM20B-SHLS-1-TF	19.0	22.8	19.0	24.0	4,500
22	SM22B-SHLS-TF	—	21.0	24.8	—	—	4,500
26	SM26B-SHLS-TF	—	25.0	28.8	—	—	4,500
30	SM30B-SHLS-TF	—	29.0	32.8	—	—	4,500

Material and Finish

Contact: Phosphor bronze, copper-undercoated, tin-plated (reflow treatment)
Housing: PA, UL94V-0, natural (ivory)
Solder tab: Brass, copper-undercoated, tin-plated (reflow treatment)

RoHS compliance This product displays (LF)(SN) on a label.
Note: Contact JST for the headers with gold-plated pins.