

# "High Frequency Ceramic Solutions"

## 5.5 GHz Low Pass Filter

P/N 5515LP15A730

Detail Specification: 12/21/2009

Page 1 of 2

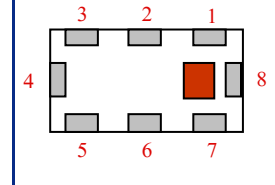
### General Specifications

Part Number	5515LP15A730
Frequency (MHz)	5150 - 5875
Insertion Loss	0.6 dB max.
Return Loss	10.9 dB min.
Attenuation (min.)	25 dB @ 2 x fo
Attenuation (min.)	25 dB @ 3 x fo Ref
Input Power	1 Watt max.

Impedance	50 Ω
Operating Temperature	-40 to +85°C

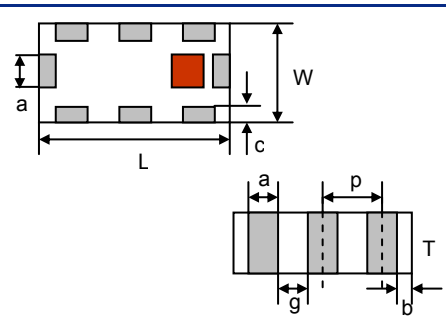
### Terminal Configuration

No.	Function
1	GND
2	NC
3	GND
4	OUT
5	GND
6	NC
7	GND
8	IN



### Mechanical Dimensions

	In	mm
L	0.079 ± 0.004	2.00 ± 0.10
W	0.049 ± 0.004	1.25 ± 0.10
T	0.033 ± 0.004	0.85 ± 0.10
a	0.012 ± 0.004	0.30 ± 0.10
b	0.008 ± 0.004	0.20 ± 0.10
c	0.012 +.004/-0.008	0.30 +0.1/-0.2
g	0.014 ± 0.004	0.35 ± 0.10
p	0.026 ± 0.002	0.65 ± 0.05

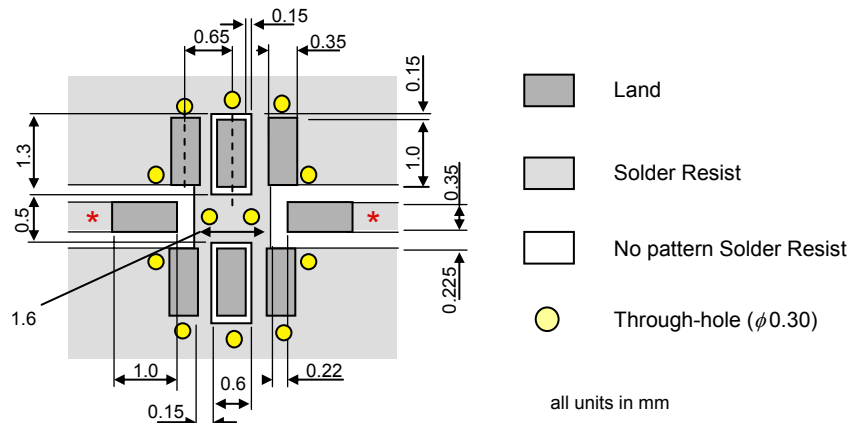


### Mounting Considerations

Mount these devices with brown mark facing up.

\* Line width should be designed to provide 50 ohm impedance, depending on PCB material and thickness

Units: mm



Johanson Technology, Inc. reserves the right to make design changes without notice.

All sales are subject to Johanson Technology, Inc. terms and conditions.



[www.johansontechnology.com](http://www.johansontechnology.com)

4001 Calle Tecate • Camarillo, CA 93012 • TEL 805.389.1166 FAX 805.389.1821

2009 Johanson Technology, Inc. All Rights Reserved

# "High Frequency Ceramic Solutions"

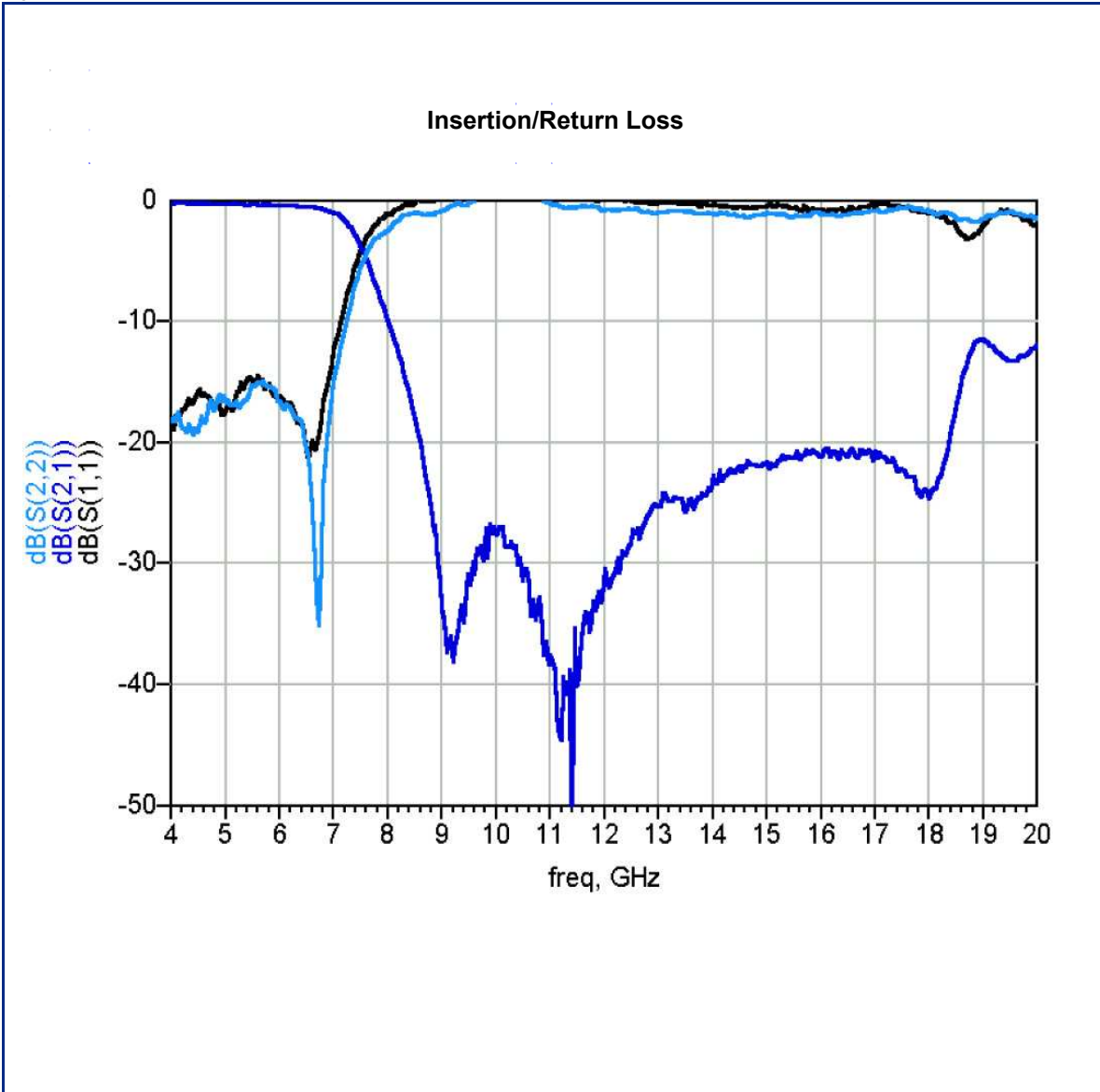
**5.5 GHz Low Pass Filter**

**P/N 5515LP15A730**

Detail Specification: 12/21/2009

Page 2 of 2

Typical Electrical Performance (T=25°C)



Johanson Technology, Inc. reserves the right to make design changes without notice.

All sales are subject to Johanson Technology, Inc. terms and conditions.



[www.johansontechnology.com](http://www.johansontechnology.com)

4001 Calle Tecate • Camarillo, CA 93012 • TEL 805.389.1166 FAX 805.389.1821

2009 Johanson Technology, Inc. All Rights Reserved