

LEDILSTAR-P for Projection Ostar® LE xxx X2A




LEDILSTAR-P-S



LEDILSTAR-P-S with -SUB



LEDILSTAR-P-W



- Use with Ostar® LE xxx x2A series of unicolor and multicolor LED modules
- Patented system for creating a homogeneous, round light pattern without traces of light from single chips (mixing of light inside the lens)
- Diameter 35 mm (MR11 size)
- Lensmaterial optical grade PC (polycarbonate) with high UV and temperature resistance (130°C/260°F)
- Extremely high optical efficiency, >80%, despite of strong mixing of light and large light source
- No optic holder. The lens positions itself to the 2 holes in the Ostar Projection PCB with 2 pins. The lens can be fastened by means of glue drops or 2 screws or by clamping it. Glue can e.g. be quick-curing epoxy. Important is that the glue shall not include any solvents, which evaporate during a longer time and cause damage to the lens surfaces (e.g. no cyano acrylates shall be used).
- When using LEDILSTAR-P-S with **multicolor Ostars**, we recommend use of the additional mixing **sub lens** to get a uniform color over the whole beam. Sub lens is supplied as a separate part and is fitted with 2 snap hooks to the main LEDILSTAR-P-S lens.

LENS TYPES

NAME	ORDERING CODE	FWHM Angle, LE xx x2A
LEDILSTAR projection SPOT	C10271_LedilStar-P-S	±6°
LEDILSTAR projection mixing SUB lens	CA10317_LedilStar-P-SUB	±7°
LEDILSTAR projection WIDE	C10270_LedilStar-P-W	±16°

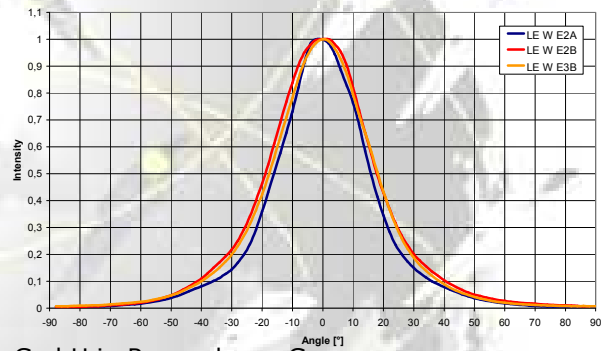
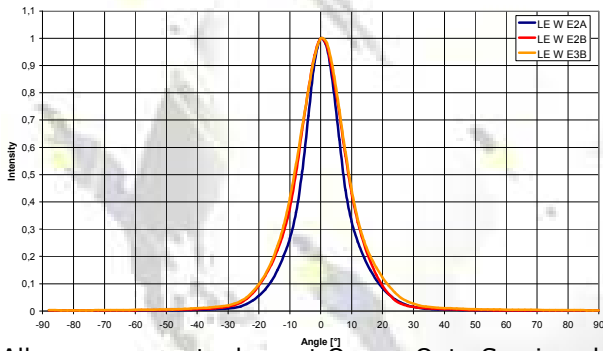
© Ledil Oy – PRELIMINARY - Subject to change without prior notice

MEASUREMENT DATA & PHOTOGRAPHS

LEDILSTAR-P-S/-P-S-SUB



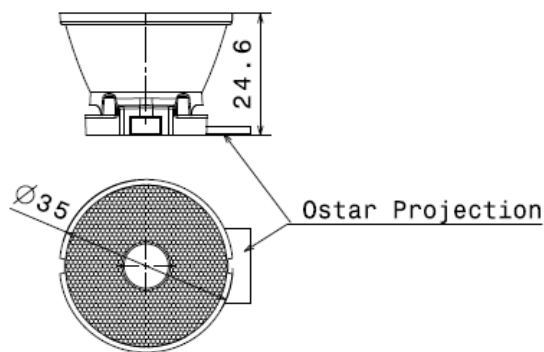
LEDILSTAR-P-W



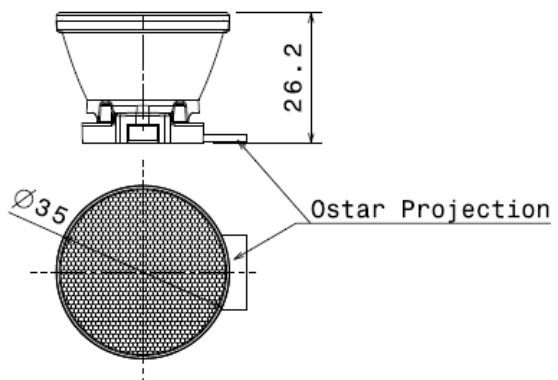
All measurements done at Osram Opto Semiconductors GmbH in Regensburg, Germany.

DIMENSIONS

LEDILSTAR-P-S or - P-W



LEDILSTAR-P-S-SUB



© Ledil Oy - PRELIMINARY - Subject to change without prior notice