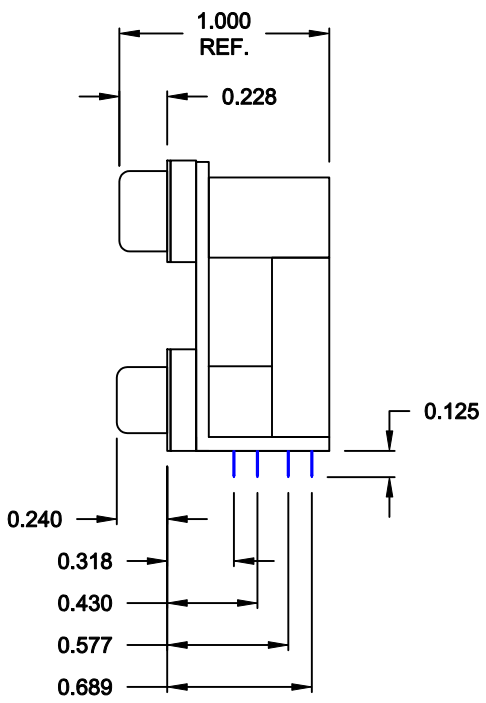
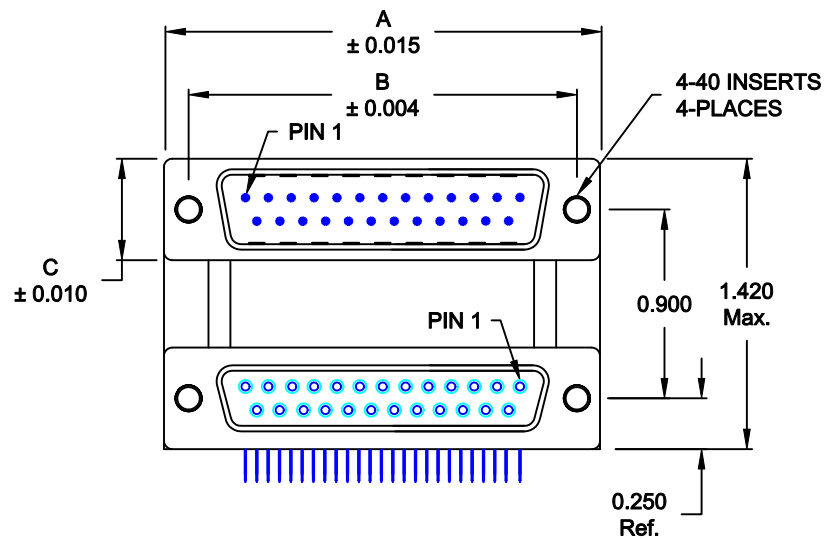


DESCRIPTION: 0.900 CENTER DUAL PORT D-SUB - MALE OVER FEMALE

25 PIN SHOWN

DIMENSIONS (IN.)				
	9	15	25	37
A	1.204	1.535	2.078	2.724
B	0.984	1.312	1.850	2.500
C	0.494	0.494	0.494	0.494



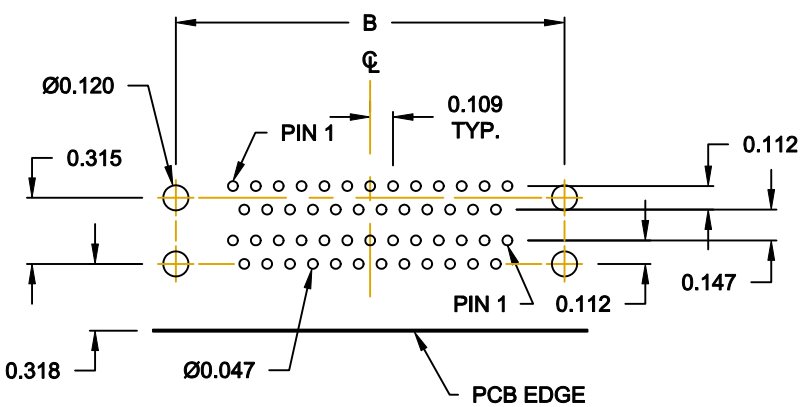
**SPECIFICATION:**

**MATERIAL:**  
 SHELL: STEEL, NICKEL PLATED  
 INSULATOR: UL 94V-0 RATED, BLACK PA9T, 260° PROCESS TEMP.  
 CONTACTS: BRASS  
 CONTACT PLATING: GOLD PLATED ENTIRE CONTACT

**ELECTRICAL:**  
 INSULATOR RESISTANCE: 1,000 Ohms Min.  
 DIELECTRIC STRENGTH: 1,000VAC RMS  
 CURRENT RATING: 5 AMPS  
 OPERATING TEMPERATURE: -55° C TO 105° C

**179-YYY-413R451**

SERIES \_\_\_\_\_  
 POSITIONS \_\_\_\_\_  
 009  
 015  
 025  
 037  
 GENDER \_\_\_\_\_  
 31 = FEMALE OVER MALE  
 41 = MALE OVER FEMALE  
 51 = FEMALE OVER FEMALE  
 61 = MALE OVER MALE  
 SHELL PLATING \_\_\_\_\_  
 3 = NICKEL  
 RoHS COMPLIANT (HIGH TEMP. PROCESS) \_\_\_\_\_  
 HARDWARE OPTIONS \_\_\_\_\_  
 45 = 4-40 INSERTS/METAL BRACKET  
 PLATING OPTIONS \_\_\_\_\_  
 1 = GOLD FLASH



RECOMMENDED PCB LAYOUT

DO NOT SCALE FROM DRAWING

	THESE DRAWINGS AND SPECIFICATIONS ARE THE PROPERTY OF NorComp AND SHALL NOT BE REPRODUCED, COPIED OR USED AS THE BASIS FOR THE MANUFACTURE OR SALE OF APPARATUS WITHOUT WRITTEN PERMISSION.	DRAWN: <b>C. SMITH</b> CHECKED:	DATE: <b>03-30-07</b> DATE:
	<b>NorComp</b>	SCALE: <b>1:1</b> DWG NO. <b>179-YYY-413R451</b>	SHEET <b>1</b> OF <b>1</b>

RoHS COMPLIANT