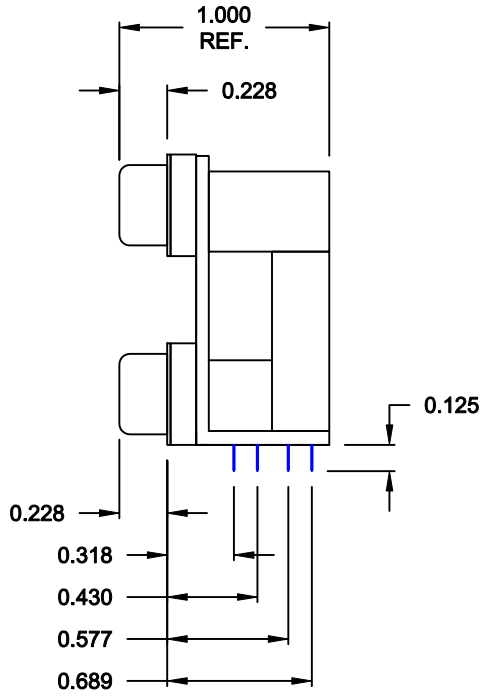
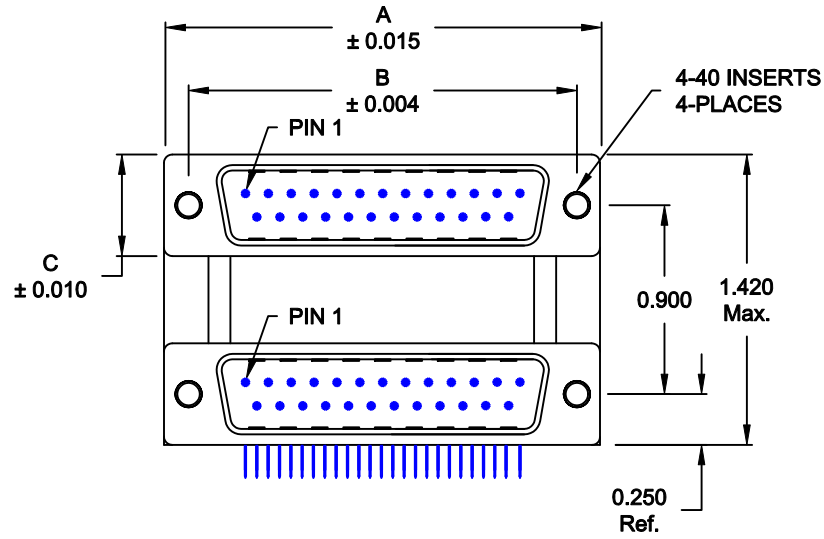


DESCRIPTION: 0.900 CENTER DUAL PORT D-SUB - MALE OVER MALE

25 PIN SHOWN

| DIMENSIONS (IN.) |       |       |       |       |
|------------------|-------|-------|-------|-------|
|                  | 9     | 15    | 25    | 37    |
| A                | 1.204 | 1.535 | 2.078 | 2.724 |
| B                | 0.984 | 1.312 | 1.850 | 2.500 |
| C                | 0.494 | 0.494 | 0.494 | 0.494 |



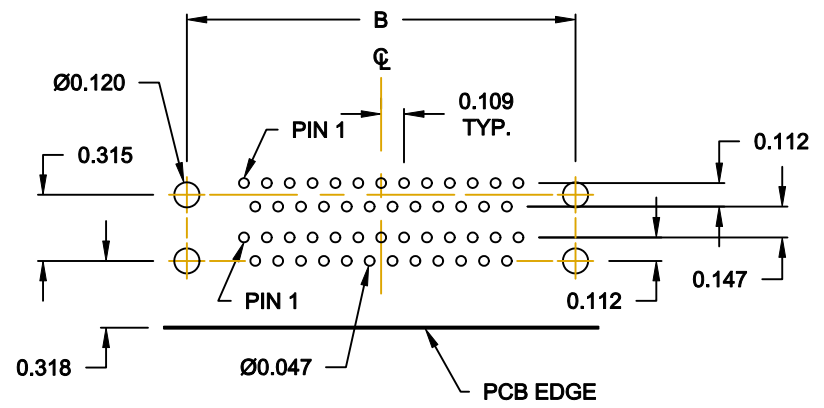
**SPECIFICATION:**

**MATERIAL:**  
 SHELL: STEEL, NICKEL PLATED  
 INSULATOR: UL 94V-0 RATED, BLACK PA9T, 260° PROCESS TEMP.  
 CONTACTS: BRASS  
 CONTACT PLATING: GOLD PLATED ENTIRE CONTACT

**ELECTRICAL:**  
 INSULATOR RESISTANCE: 1,000 Ohms Min.  
 DIELECTRIC STRENGTH: 1,000V RMS  
 CURRENT RATING: 5 AMPS  
 OPERATING TEMPERATURE: -55° C TO 105° C

**179-YYY-613R451**

SERIES \_\_\_\_\_  
 POSITIONS \_\_\_\_\_  
 009 \_\_\_\_\_  
 015 \_\_\_\_\_  
 025 \_\_\_\_\_  
 037 \_\_\_\_\_  
 GENDER \_\_\_\_\_  
 31 = FEMALE OVER MALE  
 41 = MALE OVER FEMALE  
 51 = FEMALE OVER FEMALE  
 61 = MALE OVER MALE  
 SHELL PLATING \_\_\_\_\_  
 3 = NICKEL  
 RoHS COMPLIANT (HIGH TEMP. PROCESS) \_\_\_\_\_  
 HARDWARE OPTIONS \_\_\_\_\_  
 45 = 4-40 INSERTS/METAL BRACKET  
 PLATING OPTIONS \_\_\_\_\_  
 1 = GOLD FLASH



RECOMMENDED PCB LAYOUT

DO NOT SCALE FROM DRAWING

|  |   |   |  |
|--|---|---|--|
|  | THESE DRAWINGS AND SPECIFICATIONS ARE THE PROPERTY OF NorComp AND SHALL NOT BE REPRODUCED, COPIED OR USED AS THE BASIS FOR THE MANUFACTURE OR SALE OF APPARATUS WITHOUT WRITTEN PERMISSION. | DRAWN: <b>C. SMITH</b><br>CHECKED:                  | DATE: <b>03-30-07</b><br>DATE:             |
|  | <b>NorComp</b>  | SCALE: <b>1:1</b><br>DWG NO. <b>179-YYY-613R451</b> | SHEET <b>1</b> OF <b>1</b><br>REV <b>4</b> |

RoHS COMPLIANT