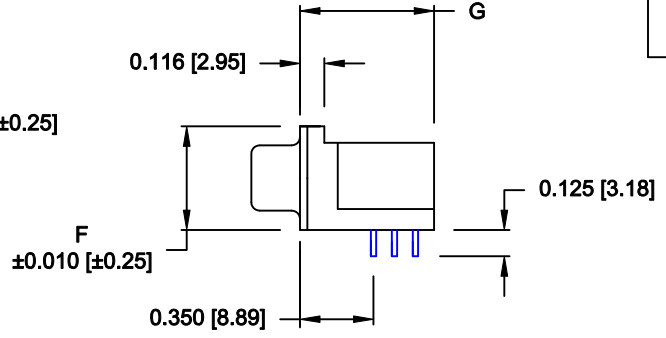
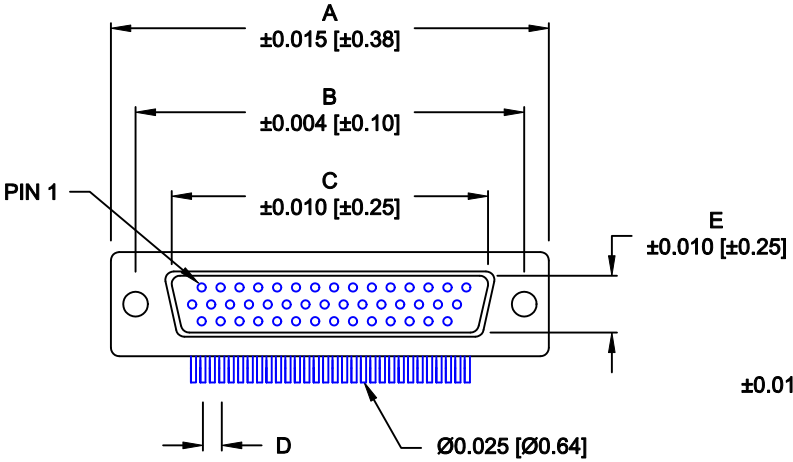


DESCRIPTION: HIGH DENSITY - MALE - RIGHT ANGLE

44 PIN SHOWN

DIMENSIONS (IN.)							
No. OF PINS	A	B	C	D	E	F	G
15	1.213	0.984	0.666	0.090	0.329	0.496	0.639
	30.80	24.99	16.92	2.29	8.36	12.60	16.23
26	1.543	1.312	0.994	0.090	0.329	0.496	0.639
	39.19	33.32	25.25	2.29	8.36	12.60	16.23
44	2.087	1.852	1.534	0.090	0.329	0.496	0.639
	53.00	47.04	38.96	2.29	8.36	12.60	16.23
62	2.732	2.500	2.156	0.095	0.329	0.496	0.639
	69.30	63.50	54.76	2.41	8.36	12.60	16.23



181-YYY-1 1 3 R YY 1

SERIES _____
 POSITIONS _____
 015 _____
 026 _____
 044 _____
 062 _____
 GENDER _____
 1 = MALE _____
 TERMINATION _____
 1 = DIP SOLDER _____
 SHELL PLATING _____
 3 = NICKEL PLATED _____
 RoHS COMPLIANT _____
 (HIGH TEMP. PROCESS) _____
 HARDWARE OPTIONS _____
 16 = Ø 0.120 HOLE / INSIDE GND STRAPS _____
 17 = 4-40 INSERTS / INSIDE GND STRAPS _____
 18 = 4-40 SCREWLOCKS / INSIDE GND STRAPS _____
 43 = Ø 0.120 HOLE / METAL SHELL _____
 45 = 4-40 INSERTS / METAL SHELL _____
 48 = 4-40 SCREWLOCKS / METAL SHELL _____
 53 = 4-40 INSERTS / BOARDLOCKS _____
 55 = Ø 0.120 HOLE / BOARDLOCKS _____
 56 = 4-40 SCREWLOCKS / BOARDLOCKS _____
 PLATING OPTIONS _____
 1 = GOLD FLASH _____

ELECTRICAL:

CURRENT RATING: 2 AMPS
 CONTACT RESISTANCE: 15 MILLIOhms Max.
 INSULATION RESISTANCE: 1,000 MEGOhms Min.
 VOLTAGE: 500V FOR 1 MINUTE
 TEMPERATURE: -50°C TO +100°C

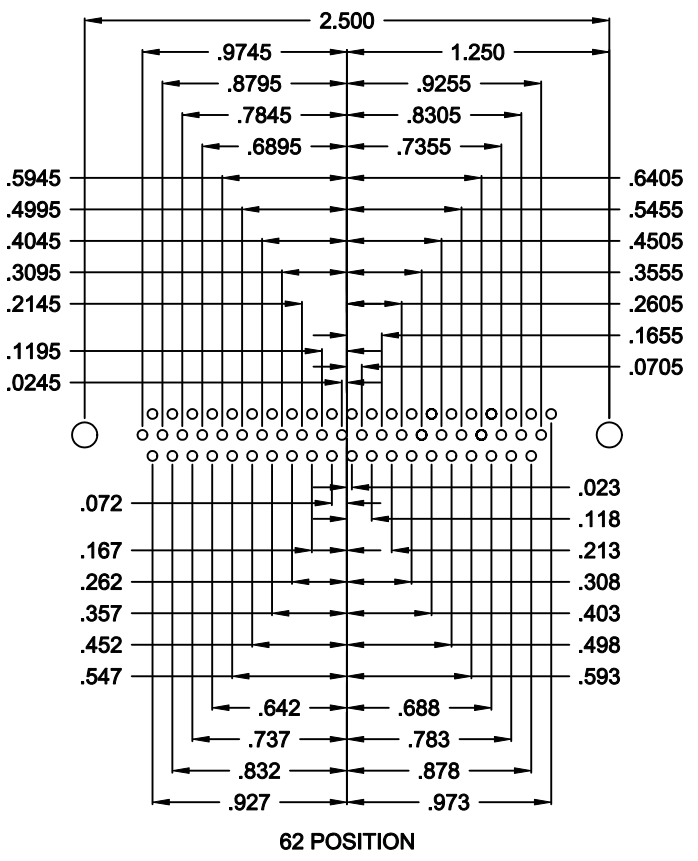
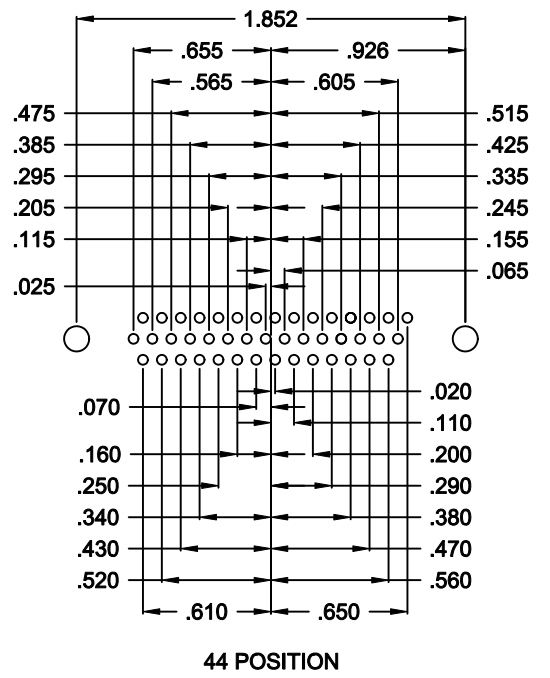
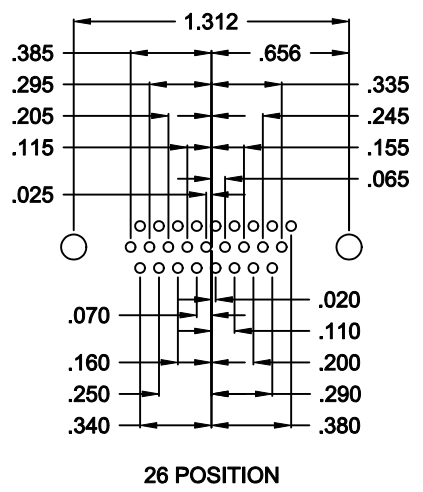
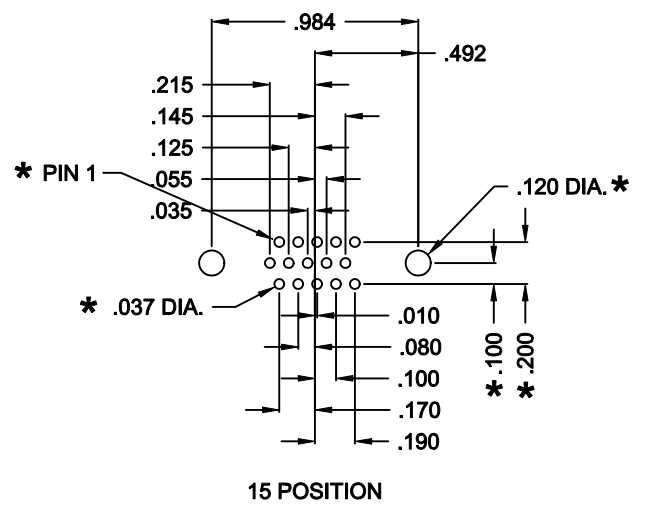
MATERIALS:

SHELL: SPCC, NICKEL PLATED
 INSULATOR: PA 9T-BLACK (UL94-0)
 260°C PROCESS TEMPERATURE
 CONTACT: BRASS, GOLD ENTIRE CONTACT
 RIVET: COPPER ALLOY, NICKEL PLATED
 BOARDLOCK: SPCC, TIN PLATED
 SCREWLOCK: ZINC ALLOY, NICKEL PLATED

DO NOT SCALE FROM DRAWING

	THESE DRAWINGS AND SPECIFICATIONS ARE THE PROPERTY OF NorComp AND SHALL NOT BE REPRODUCED, COPIED OR USED AS THE BASIS FOR THE MANUFACTURE OR SALE OF APPARATUS WITHOUT WRITTEN PERMISSION.		DRAWN: PAM JENKINS	DATE: 03-17-05
			CHECKED:	DATE:
<h1>NorComp</h1>		SCALE:	SHEET 1 OF 3	REV 11
		DWG NO. 181-YYY-113RYY1		

RoHS COMPLIANT



**181 SERIES
HIGH DENSITY
RIGHT ANGLE**

**HOLE PATTERN SHOWN
ARE FOR MALE**

*** TYP. ON ALL SIZES**

DO NOT SCALE FROM DRAWING

	THESE DRAWINGS AND SPECIFICATIONS ARE THE PROPERTY OF NorComp AND SHALL NOT BE REPRODUCED, COPIED OR USED AS THE BASIS FOR THE MANUFACTURE OR SALE OF APPARATUS WITHOUT WRITTEN PERMISSION.		DRAWN: C. SMITH	DATE: 03-09-06
			CHECKED:	DATE:
NorComp		SCALE: FULL	SHEET 2 OF 3	REV 11
		DWG NO. 181-YYY-113RYY1		

	16	43	55
	17	45	53 BOARD LOCKS
	18	48	56 BOARD LOCKS

	THESE DRAWINGS AND SPECIFICATIONS ARE THE PROPERTY OF NorComp AND SHALL NOT BE REPRODUCED, COPIED OR USED AS THE BASIS FOR THE MANUFACTURE OR SALE OF APPARATUS WITHOUT WRITTEN PERMISSION.		DRAWN: WAYNE ROBBINS	DATE: 03-17-05
			CHECKED:	DATE:
<h1>NorComp</h1>		SCALE:	SHEET 3 OF 3	REV 11
		DWG NO. 181-YYY-113RYY1		

RoHS COMPLIANT