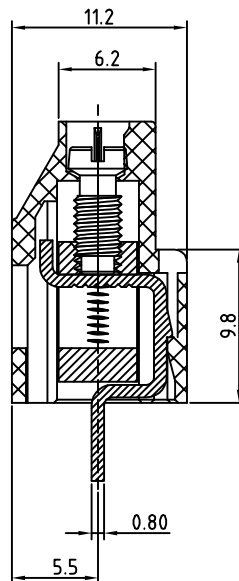
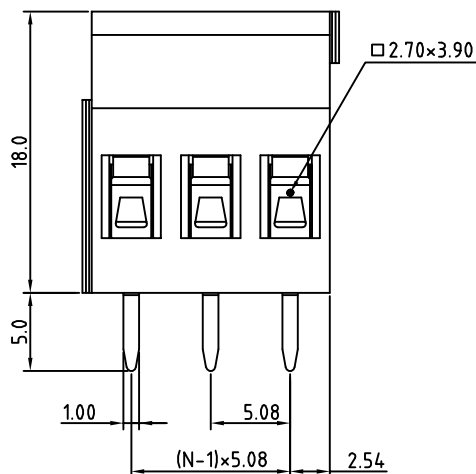
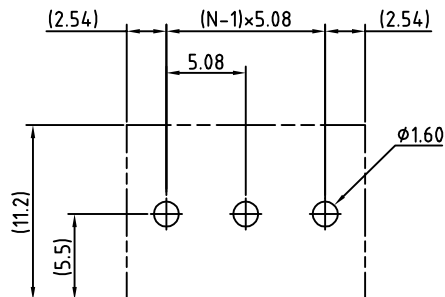


N=NUMBER OF POLES



P.C.B LAYOUT



SIGN	DATE	DESCRIPTION	APPROVER
THIS IS CAD DRAWING, DO NOT REVISE MANUALLY!!!			

Material

- Terminal body (metal housing): Brass(CuZn)
- Terminal screw: Steel Zinc plating "-" slot type
- Contacts: Brass
- Surface of solder tail: Tin plated
- Insulator (housing): Thermoplastic (UL94V-0)

Electrical cULus

- Voltage rating: 300VAC
- Current rating: 15A
- Wire range:
 - Solid wire(AWG): 12-30
 - Stranded wire(AWG): 12-30
- Torque(Lb-In): 4.3
- Screw: M2.5
- Wire strip length: 6-7mm
- Withstanding Voltage: 1.6KV
- Operating temperature: -30°C to +105°C
- Soldering temperature: 250°C±10°C/5 Sec
- Safety Approval:

RoHS Compliant

PART NUMBER:

OSTEKXX2150

No. of Poles	COLOR
02: 2 Poles	0: Black
03: 3 Poles	5: Green (Standard)
... ..	6: Blue
24: 24 Poles	8: Grey



THESE DRAWINGS AND SPECIFICATIONS ARE THE PROPERTY OF ON-SHORE TECHNOLOGY, INC. AND SHALL NOT BE REPRODUCED, COPIED OR USED IN ANY MANNER WITHOUT THE PRIOR WRITTEN CONSENT OF ON-SHORE TECHNOLOGY, INC.

TITLE		OSTEK 5.08mm Series				
PART NO.	OSTEKXX2150	DWG NO.	OSTEKXX2150.DWG			
APPROVED	CHECKED	DESIGNED	DRAWN	CUST NO.	Tolerance	
Shi Jun 2006.10.23	Shi Jun 2006.10.23	Aaron 2006.10.23	Aaron 2006.10.23		X. ±0.50	
					UNIT: mm	X.X ±0.30
				SHEET: 01/01	SCALE: NONE	X.XX ±0.10
				REV.: B	X* ±1*	