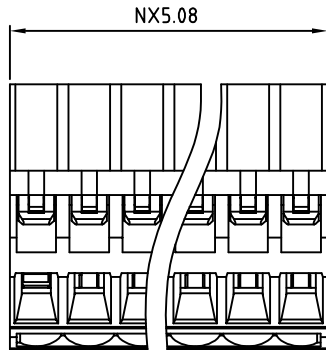
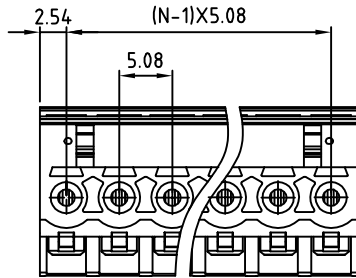
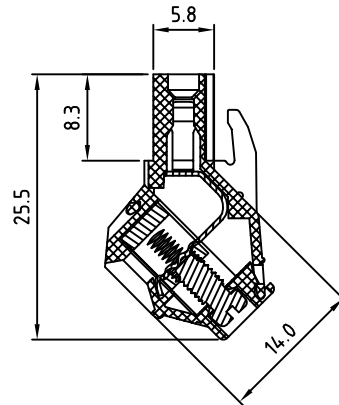


SIGN	DATE	DESCRIPTION	APPROVER
THIS IS CAD DRAWING, DO NOT REVISE MANUALLY!!!			



N=Number of poles



Material

- Terminal body (metal housing): Brass(CuZn)
- Terminal screw: Steel Zinc plating "-" slot type
- Wire guard: PhBz ,Tin plated
- Insulator (housing): Thermoplastic (UL94V-0)

Electrical cULus

- Voltage rating: 300VAC
- Current rating: 20A
- Wire range: Solid wire(AWG): 12-22
Stranded wire(AWG): 12-22
- Torque: 4Lb-In
- Screw: M3
- Wire strip length: 7-8mm
- Withstanding Voltage: 1.6KV
- Operating temperature: -30°C to +105°C
- Safety Approval: RoHS Compliant

PART NUMBER:

OSTEMXX5150

No. of Poles

- 02: 2 Poles
- 03: 3 Poles
- ..
- 24: 24 Poles

COLOR

- 0: Black
- 5: Green (Standard)
- 6: Blue
- 8: Grey



THESE DRAWINGS AND SPECIFICATIONS ARE THE PROPERTY OF ON-SHORE TECHNOLOGY, INC. AND SHALL NOT BE REPRODUCED, COPIED OR USED IN ANY MANNER WITHOUT THE PRIOR WRITTEN CONSENT OF ON-SHORE TECHNOLOGY, INC.

TITLE		OSTEM-5.08mm series 2P-24P			
PART NO.	OSTEMXX5150	DWG NO.	OSTEMXX5150.DWG		
APPROVED	CHECKED	DESIGNED	DRAWN	CUST NO.	Tolerance
Shi Jun 2006.11.07	Shi Jun 2006.11.07	Janik 2006.04.01	Janik 2006.04.01		X. ±0.50 X.X ±0.30 X.XX ±0.10 X° ±1°
				SHEET: 01/01	UNIT: mm SCALE: NONE REV: B