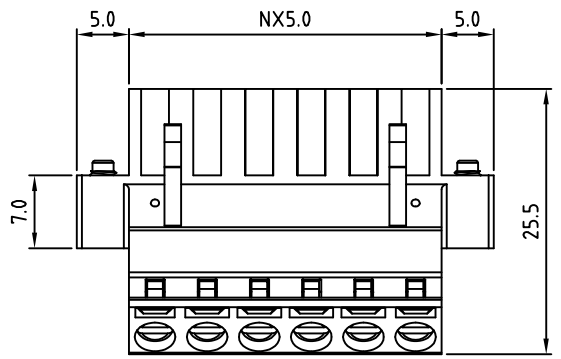
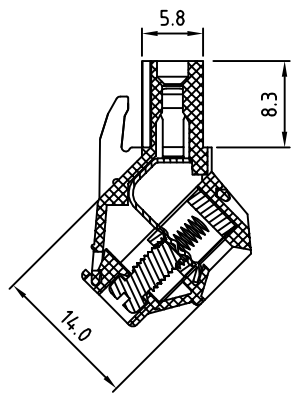
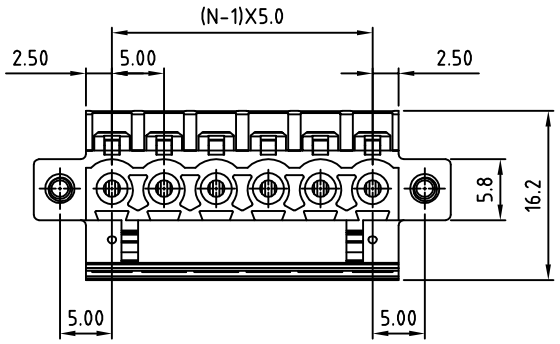


SIGN	DATE	DESCRIPTION	APPROVER
		<i>THIS IS CAD DRAWING, DO NOT REVISE MANUALLY!!!</i>	



N=NUMBER OF CONTACTS

**Material**

- Terminal body(metal housing): Brass(CuZn)
- Terminal screw: Steel Zinc plating "-" slot type
- Wire guard: PhBz ,Tin plated
- With flange screw: steel M2.5
- Insulator (housing): Thermoplastic (UL94V-0)

**Electrical cULus**

- Voltage rating: 300VAC
- Current rating: 20A
- Wire range:
  - Solid wire(AWG): 12-22
  - Stranded wire(AWG): 12-22
- Torque: 4 Lb-In
- Screw: M3
- Wire strip length: 7-8mm
- Withstanding Voltage: 1.6KV
- Operating temperature: -30°C to +105°C

RoHS Compliant

**PART NUMBER:**

**OSTEMXX7152**

- |              |                     |
|--------------|---------------------|
| No. of Poles | COLOR               |
| 02: 2 Poles  | 0: Black            |
| 03: 3 Poles  | 5: Green (Standard) |
| 24: 24 Poles | 6: Blue             |
|              | 8: Grey             |

THESE DRAWINGS AND SPECIFICATIONS ARE THE PROPERTY OF ON-SHORE TECHNOLOGY, INC. AND SHALL NOT BE REPRODUCED, COPIED OR USED IN ANY MANNER WITHOUT THE PRIOR WRITTEN CONSENT OF ON-SHORE TECHNOLOGY, INC.



TITLE		OSTEM-5.0mm Series with flange 2p-24p			
PART NO.	OSTEMXX7152	DWG NO.	OSTEMXX7152.DWG		
APPROVED	CHECKED	DESIGNED	DRAWN	CUST NO.	Tolerance
Shi Jun 2006.11.09	Shi Jun 2006.11.09	Tony 2006.08.25	Tony 2006.08.25		X. ±0.50 X.X ±0.30 X.XX ±0.10 X° ±1°
				UNIT: mm	
				SCALE: NONE	
				SHEET: 01/01	REV.: B