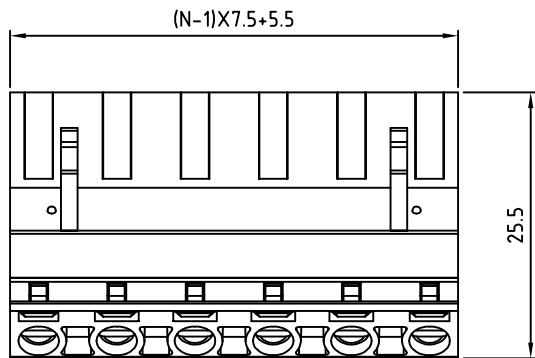
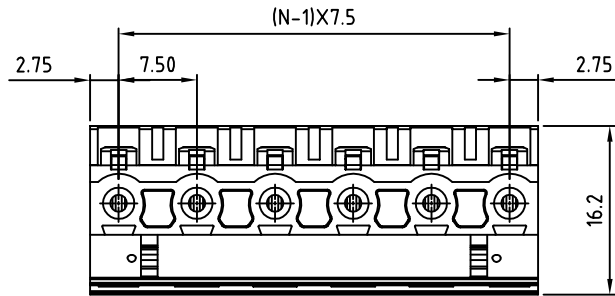
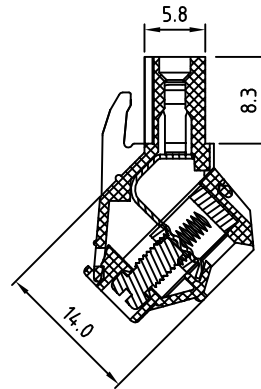


SIGN	DATE	DESCRIPTION	APPROVER

THIS IS CAD DRAWING, DO NOT REVISE MANUALLY!!!



N=NUMBER OF CONTACTS



Material

- Terminal body (metal housing): Brass(CuZn)
- Terminal screw: Steel Zinc plating "-" slot type
- Wire guard: PhBz ,Tin plated
- Insulator (housing): Thermoplastic (UL94V-0)

Electrical cULus

- Voltage rating: 300VAC
- Current rating: 20A
- Wire range:
 - Solid wire(AWG): 12-22
 - Stranded wire(AWG): 12-22
- Torque: 4 Lb-In
- Screw: M3
- Wire strip length: 7-8mm
- Withstanding Voltage: 1.6KV
- Operating temperature: -30°C to +105°C

RoHS Compliant

PART NUMBER:

OSTEMXXA150

- | | |
|--------------|---------------------|
| No. of Poles | COLOR |
| 02: 2 Poles | 0: Black |
| 03: 3 Poles | 5: Green (Standard) |
| 16: 16 Poles | 6: Blue |
| | 8: Grey |



THESE DRAWINGS AND SPECIFICATIONS ARE THE PROPERTY OF ON-SHORE TECHNOLOGY, INC. AND SHALL NOT BE REPRODUCED, COPIED OR USED IN ANY MANNER WITHOUT THE PRIOR WRITTEN CONSENT OF ON-SHORE TECHNOLOGY, INC.

TITLE		OSTEM-7.5mm series 2P-16P	
PART NO.	OSTEMXXA150	DWG NO.	OSTEMXXA150.DWG
APPROVED	CHECKED	DESIGNED	DRAWN
Shi Jun 2006.11.09	Shi Jun 2006.11.09	Tony 2006.08.25	Tony 2006.08.25
SHEET: 01/01		Tolerance	
UNIT: mm		X. ±0.50	
SCALE: NONE		X.X ±0.30	
REV: B		X.XX ±0.10	
		X° ±1°	