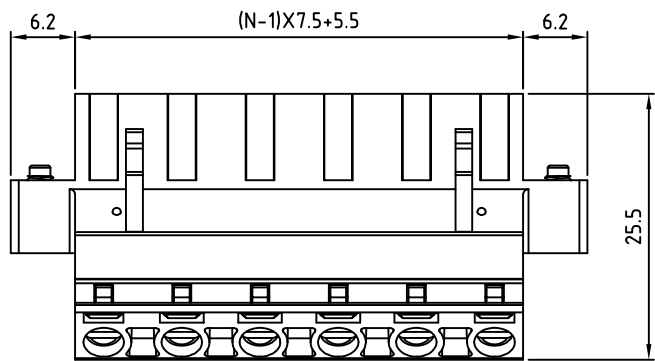
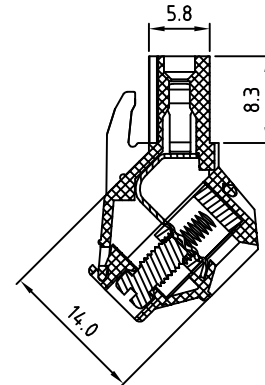
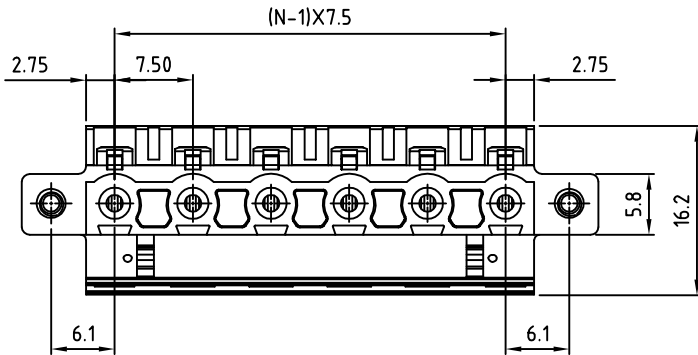


SIGN	DATE	DESCRIPTION	APPROVER
THIS IS CAD DRAWING, DO NOT REVISE MANUALLY!!!			



N=NUMBER OF CONTACTS

Material

- Terminal body(metal housing): Brass(CuZn)
- With flange screw : steel M2.5
- Terminal screw: Steel Zinc plating "-" slot type
- Wire guard: PhBz ,Tin plated
- Insulator (housing): Thermoplastic (UL94V-0)

Electrical cULus

- Voltage rating: 300VAC
- Current rating: 20A
- Wire range:
 - Solid wire(AWG): 12-22
 - Stranded wire(AWG): 12-22
- Torque: 4 Lb-In
- Screw: M3
- Wire strip length: 7-8mm
- Withstanding Voltage: 1.6KV
- Operating temperature: -30°C to +105°C

RoHS Compliant

PART NUMBER:

OSTEMXXA152

- | | |
|--------------|---------|
| No. of Poles | Color |
| 02: 2 Poles | 0 Black |
| 03: 3 Poles | 5 Green |
| .. | 6 Blue |
| 16: 16 Poles | 8 Grey |

THESE DRAWINGS AND SPECIFICATIONS ARE THE PROPERTY OF ON-SHORE TECHNOLOGY, INC. AND SHALL NOT BE REPRODUCED, COPIED OR USED IN ANY MANNER WITHOUT THE PRIOR WRITTEN CONSENT OF ON-SHORE TECHNOLOGY, INC.



TITLE		OSTEM-7.5mm Series with flange 2p-16p			
PART NO.	OSTEMXXA152	DWG NO.	OSTEMXXA152.DWG		
APPROVED	CHECKED	DESIGNED	DRAWN	CUST NO.	Tolerance
Shi Jun 2006.11.09	Shi Jun 2006.11.09	Tony 2006.08.25	Tony 2006.08.25		X. ±0.50 X.X ±0.30 X.XX ±0.10 X° ±1°
				UNIT: mm	
				SCALE: NONE	
				SHEET: 01/01	REV.: B