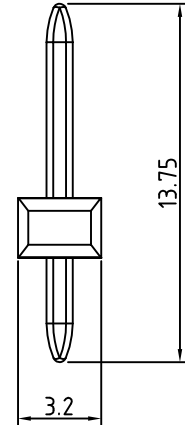
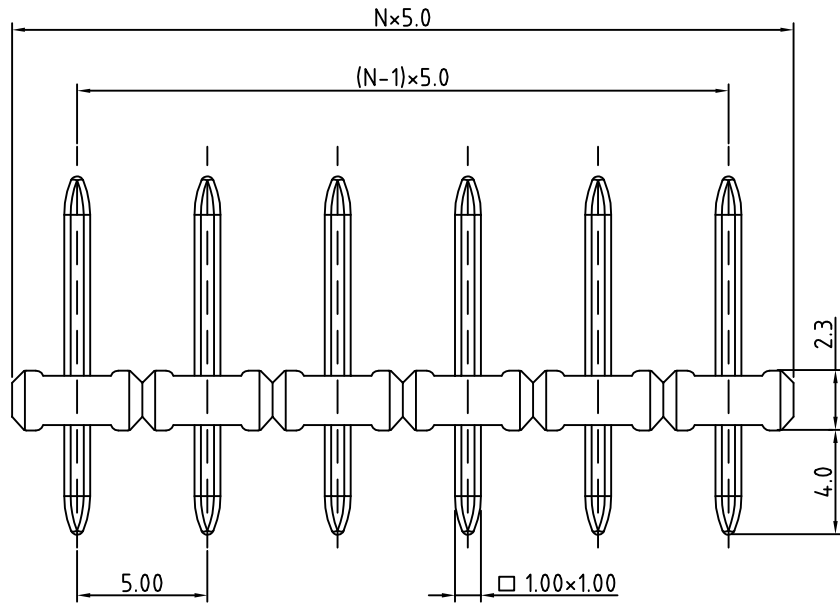


SIGN	DATE	DESCRIPTION	APPROVER
△	2008.11.01	Amps changed from 10A to 15A	
△	2008.11.01	CUL Safety approval added	
<i>THIS IS CAD DRAWING, DO NOT REVISE MANUALLY!!!</i>			



- Material:
- Insulating body Thermoplastic (UL94V-0)
 - Solid PIN Tin plated

- Electrical:
- Voltage rating: 300V
 - Current rating: 15A
 - Withstanding Voltage: 1.6KV
 - Operating temperature: -30°C to +105°C
 - Soldering temperature: 250°C ± 10°C / 5 Sec
 - △ ● Safety approval: us

RoHS Compliant

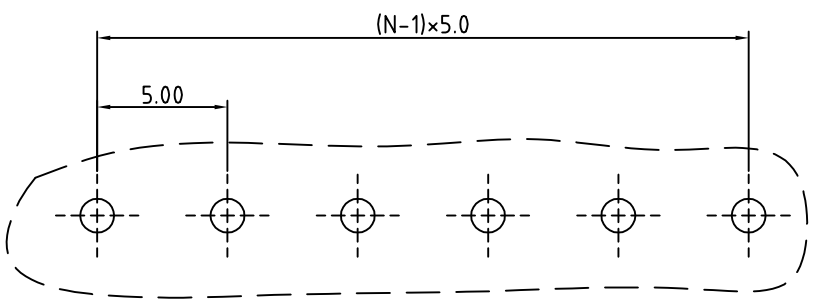
PART NUMBER:

OSTEPXX0000

No. of Poles
 02: 2 Poles
 :
 :
 24: 24 Poles

COLOR
 0: Black

N = Number of poles



P.C.B. LAYOUT

THESE DRAWINGS AND SPECIFICATIONS ARE THE PROPERTY OF ON-SHORE TECHNOLOGY, INC. AND SHALL NOT BE REPRODUCED, COPIED OR USED IN ANY MANNER WITHOUT THE PRIOR WRITTEN CONSENT OF ON-SHORE TECHNOLOGY, INC.



TITLE		OSTEP 5.0 Series (L=13.75mm , PIN 1.0x1.0mm)			
PART NO.	OSTEPXX0000		DWG NO.	OSTEPXX0000.DWG	
APPROVED	CHECKED	DESIGNED	DRAWN	CUST NO.	
Shi Jun 2006.11.01	Marvin 2006.11.01	Aaron 2006.11.01	Aaron 2006.11.01		
					UNIT: mm
					SCALE: NONE
				SHEET: 01/01	REV.: B
					Tolerance
					X. ±0.50
					X.X ±0.30
					X.XX ±0.10
					X° ±1°