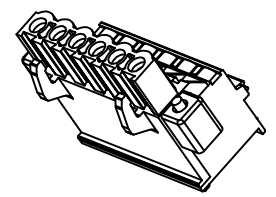
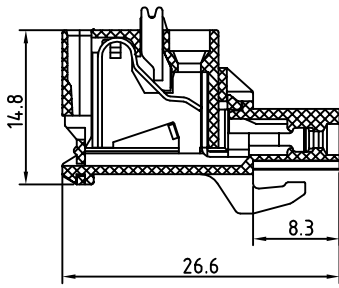
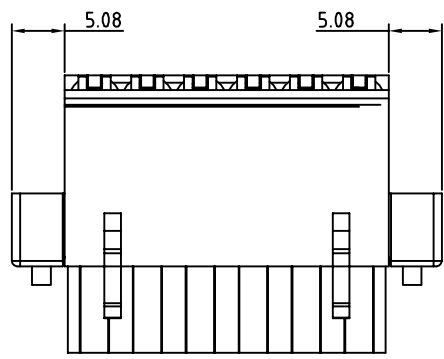
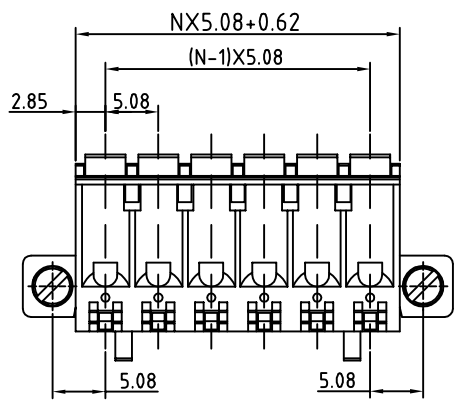
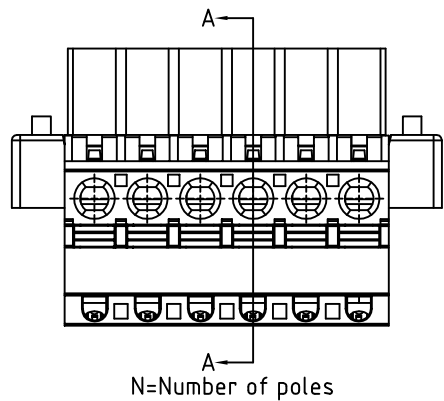


SIGN	DATE	DESCRIPTION	APPROVER
		<i>THIS IS CAD DRAWING, DO NOT REVISE MANUALLY!!!</i>	



Material

- Terminal body(Contact pin) : PhBz,tin plated
- Wire guard : Stainless steel
- Flange screw : Steel Zinc plating M 2.5
- Insulator (housing): Thermoplastic (UL94V-0)

Electrical

- Voltage rating: 300V
- Current rating: 10A
- Solid wire(AWG): 12-26
- Stranded wire(AWG): 12-26
- Wire strip length: 6-7mm
- Withstanding Voltage: 1.6KV
- Operating temperature: -30°C to +105°C

RoHS Compliant

PART NUMBER:

OSTH4XX505D

- No. of Poles 0 Black
- 02: 2 Poles 5 Green (Standard)
- 03: 3 Poles 6 Blue
- ... 8 Grey
- 24: 24 Poles

THESE DRAWINGS AND SPECIFICATIONS ARE THE PROPERTY OF ON-SHORE TECHNOLOGY, INC. AND SHALL NOT BE REPRODUCED, COPIED OR USED IN ANY MANNER WITHOUT THE PRIOR WRITTEN CONSENT OF ON-SHORE TECHNOLOGY, INC.



TITLE		OSTH4 5.08mm series hook on back side with flange 2p-24p			
PART NO.	OSTH4XX505D	DWG NO.	OSTH4XX505D.DWG		
APPROVED	CHECKED	DESIGNED	DRAWN	CUST NO.	Tolerance
Shi Jun 2006.11.16	Shi Jun 2006.11.16	Aaron 2006.09.02	Aaron 2006.09.02		X. ±0.50
					UNIT: mm X.X ±0.30
				SHEET: 01/01	SCALE: NONE X.XX ±0.10
				REV.: B	X* ±1*