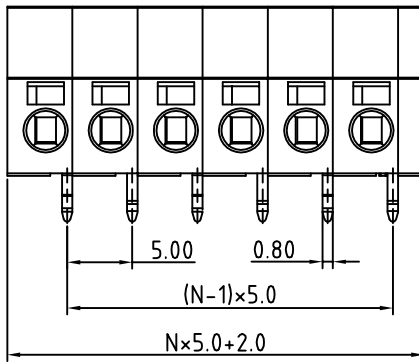
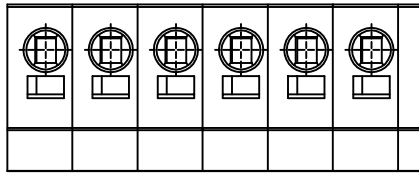
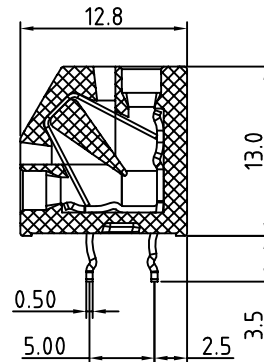


SIGN	DATE	DESCRIPTION	APPROVER

THIS IS CAD DRAWING, DO NOT REVISE MANUALLY!!!



Number of poles



Material

- Insulating body Thermoplastic (UL94V-0)
- Insulating cover Thermoplastic (UL94V-0)
- Contact on entry pin Brass, Tin plated
- Contact on back pin Brass, Tin plated
- Spring clamp Stainless steel

Electrical

- Voltage rating: 300VAC
- Current rating: 10A
- Wire range:
Solid wire(AWG): 16-20
Stranded wire(AWG): 16-20
- Wire strip length: 6-7mm
- Withstanding Voltage: 1.6KV
- Operating temperature: -30°C to +105°C
- Soldering temperature: 250°C±10°C/5 Sec

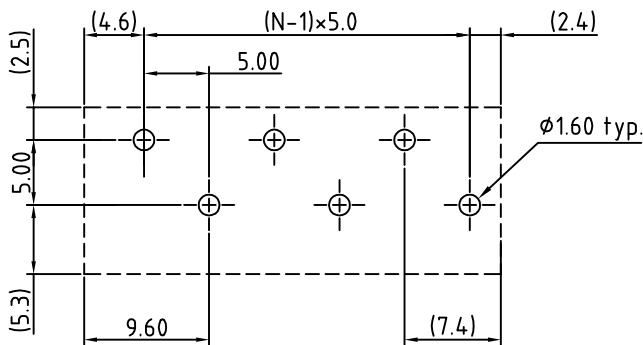
RoHS Compliant

PART NUMBER:

OSTH7XX0080

No. of Poles
02: 2 Poles
:
:
24: 24 Poles

COLOR
0: Black
5: Green
8: Grey (Standard)
C: Multiple Colors



P.C.B. LAYOUT

THESE DRAWINGS AND SPECIFICATIONS ARE THE PROPERTY OF ON-SHORE TECHNOLOGY, INC. AND SHALL NOT BE REPRODUCED, COPIED OR USED IN ANY MANNER WITHOUT THE PRIOR WRITTEN CONSENT OF ON-SHORE TECHNOLOGY, INC.



TITLE		OSTH7 5.0 Series, 2-24p	
PART NO.	OSTH7XX0080	DWG NO.	OSTH7XX0080.DWG
APPROVED	CHECKED	DESIGNED	DRAWN
Shi Jun 2006.11.16	Marvin 2006.11.16	Aaron 2006.11.01	Aaron 2006.11.01
SHEET: 01/01		Tolerance	
		UNIT: mm	X. ±0.50
		SCALE: NONE	X.X ±0.30
		REV.: B	X.XX ±0.10
			X* ±1*