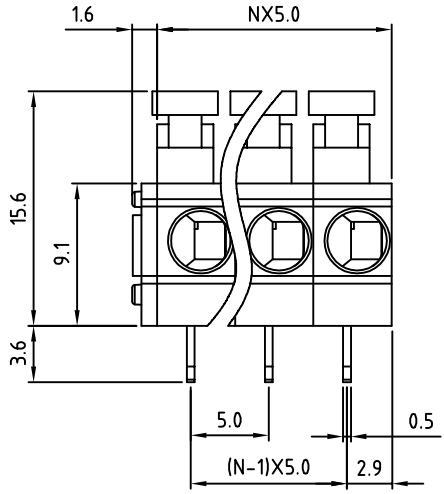
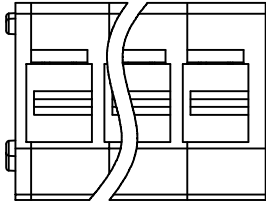
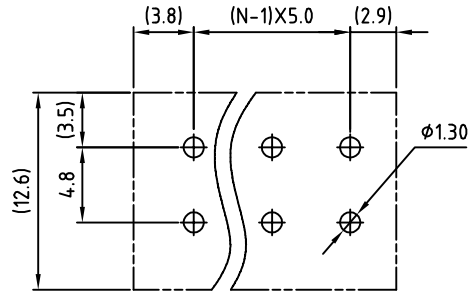
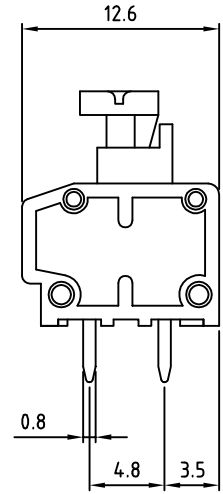


SIGN	DATE	DESCRIPTION	APPROVER
		<i>THIS IS CAD DRAWING, DO NOT REVISE MANUALLY!!!</i>	



N=NUMBER OF CONTACTS



P.C.B. LAYOUT

- Material**
- Terminal body (Contact pin): Brass
 - Wire guard: Stainless steel
 - Surface of solder tail: Tin plated
 - Insulator (housing): Thermoplastic (UL94V-0)

- Electrical cULus**
- Voltage rating: 300VAC
 - Current rating: 10A
 - Wire range:
 - Solid wire(AWG): 14-20
 - Stranded wire(AWG): 14-20
 - Wire strip length: 6-7mm
 - Withstanding Voltage: 1.6KV
 - Operating temperature: -30°C to +105°C
 - Soldering temperature: 250°C±10°C/5 Sec
 - Safety Approval:

RoHS Compliant

PART NUMBER:

OSTHBXX0180

- | | |
|--------------|--------------------|
| No. of Poles | COLOR |
| 02: 2 Poles | 0: Black |
| 03: 3 Poles | 5: Green |
| .. | 6: Blue |
| 24: 24 Poles | 8: Grey (Standard) |

THESE DRAWINGS AND SPECIFICATIONS ARE THE PROPERTY OF ON-SHORE TECHNOLOGY, INC. AND SHALL NOT BE REPRODUCED, COPIED OR USED IN ANY MANNER WITHOUT THE PRIOR WRITTEN CONSENT OF ON-SHORE TECHNOLOGY, INC.



TITLE		OSTHB - 5.0mm Series Single wire			
PART NO.	OSTHBXX0180	DWG NO.	OSTHBXX0180.DWG		
APPROVED	CHECKED	DESIGNED	DRAWN	CUST NO.	Tolerance
Shi Jun 2006.11.01	Marvin 2006.11.01	Marvin 2006.11.01	Marvin 2006.11.01		X. ±0.50
					X.X ±0.30
					X.XX ±0.10
				SHEET: 01/01	X° ±1°
				UNIT: mm	
				SCALE: NONE	
				REV: E	