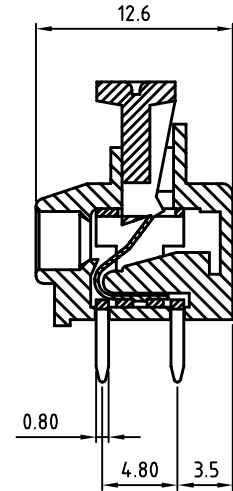
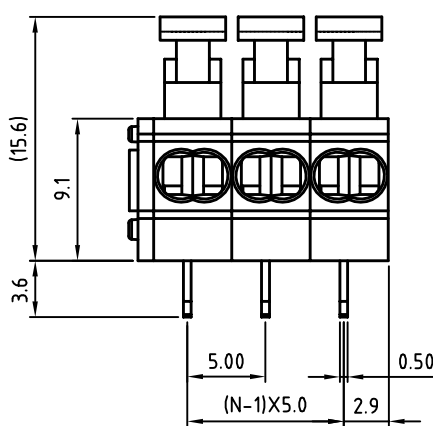
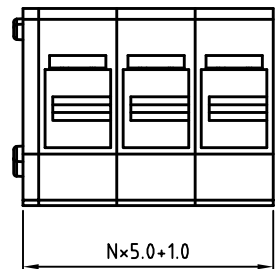
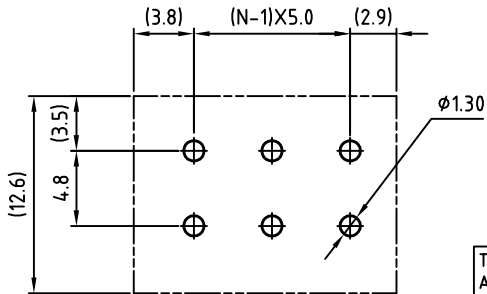


SIGN	DATE	DESCRIPTION	APPROVER

THIS IS CAD DRAWING, DO NOT REVISE MANUALLY!!!



N=NUMBER OF CONTACTS



P.C.B. LAYOUT

- Material**
- Terminal body (Contact pin): Brass
 - Wire guard: Stainless steel
 - Surface of solder tail: Tin plated
 - Insulator (housing): Thermoplastic (UL94V-0)

- Electrical cULus**
- Voltage rating: 300VAC
 - Current rating: 10A
 - Wire range:
 - Solid wire: 2×AWG 18-24
 - Stranded wire: 2×AWG 18-24
 - Wire strip length: 6-7mm
 - Withstanding Voltage: 1.6KV
 - Operating temperature: -30°C to +105°C
 - Soldering temperature: 250°C±10°C/5 Sec

RoHS Compliant

PART NUMBER:

OSTHBXX0280

- No. of Poles**
- 02: 2 Poles
 - 03: 3 Poles
 - ..
 - 24: 24 Poles

- COLOR**
- 0: Black
 - 5: Green
 - 6: Blue
 - 8: Grey (Standard)

THESE DRAWINGS AND SPECIFICATIONS ARE THE PROPERTY OF ON-SHORE TECHNOLOGY, INC. AND SHALL NOT BE REPRODUCED, COPIED OR USED IN ANY MANNER WITHOUT THE PRIOR WRITTEN CONSENT OF ON-SHORE TECHNOLOGY, INC.



TITLE		OSTHB 5.0mm series double wire			
PART NO.	OSTHBXX0280	DWG NO.	OSTHBXX0280.DWG		
APPROVED	CHECKED	DESIGNED	DRAWN	CUST NO.	Tolerance
Shi Jun 2006.11.01	Marvin 2006.04.13	Marvin 2006.04.13	Marvin 2006.04.13		X. ±0.50 X.X ±0.30 X.XX ±0.10 X° ±1°
					UNIT: mm
				SHEET: 01/01	SCALE: NONE
				REV: C	