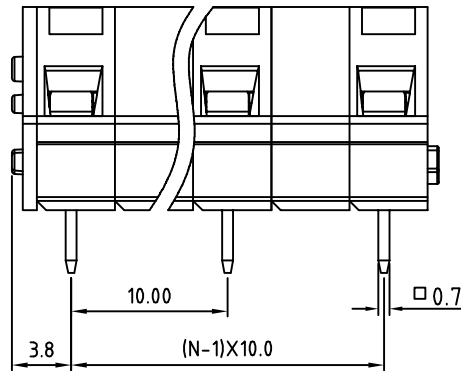
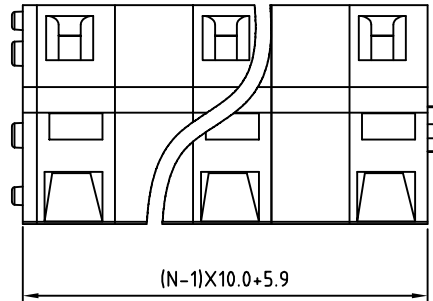
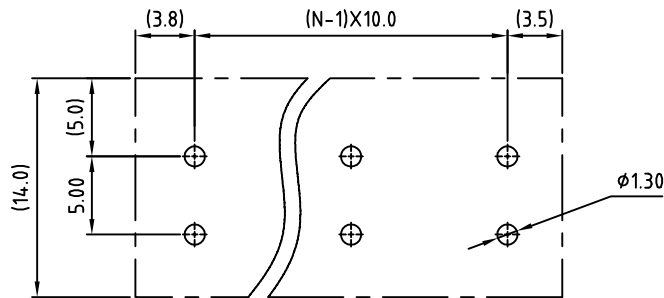


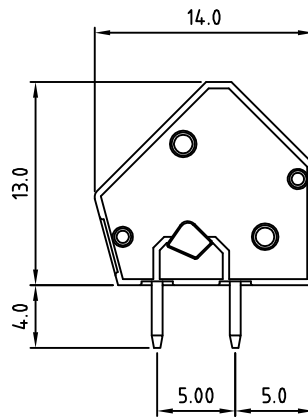
SIGN	DATE	DESCRIPTION	APPROVER
		THIS IS CAD DRAWING, DO NOT REVISE MANUALLY!!!	



N=Number of contacts



RECOMMENDED PCB LAYOUT



**Material**

- Terminal body (Contact pin): Brass
- Wire guard: Stainless steel
- Surface of solder tail: Tin plated
- Insulator (housing): Thermoplastic (UL94V-0)

**Electrical**

- Voltage rating: 300VAC
- Current rating: 15A
- Wire range:
  - Solid wire(AWG): 12-28
  - Stranded wire(AWG): 12-28
- Wire strip length: 6-7mm
- Withstanding Voltage: 1.6KV
- Operating temperature: -30°C to +105°C
- Soldering temperature: 250°C±10°C/5 Sec
- Safety approval: (CULus) Pending

RoHS Compliant

PART NUMBER:

**OSTHGXX1080**

- 01 1 Contact(basic block)
- 02 2 contacts
- etc. available in 1-24 contacts

COLOR:

- 0: Black
- 5: Green
- 6: Blue
- 8: Grey (Standard)



THESE DRAWINGS AND SPECIFICATIONS ARE THE PROPERTY OF ON-SHORE TECHNOLOGY, INC. AND SHALL NOT BE REPRODUCED, COPIED OR USED IN ANY MANNER WITHOUT THE PRIOR WRITTEN CONSENT OF ON-SHORE TECHNOLOGY, INC.

TITLE		OSTHG 10.0mm Series			
PART NO.	OSTHGXX1080	DWG NO.	OSTHGXX1080.DWG		
APPROVED	CHECKED	DESIGNED	DRAWN	CUST NO.	Tolerance
Shi jun 2006.11.01	Marvin 2006.11.01	Marvin 2006.11.01	Marvin 2006.11.01		X. ±0.50
					X.X ±0.30
					X.XX ±0.10
				SHEET: 01/01	X° ±1°