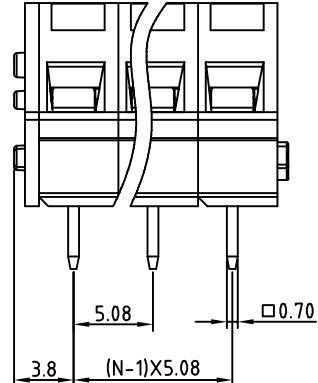
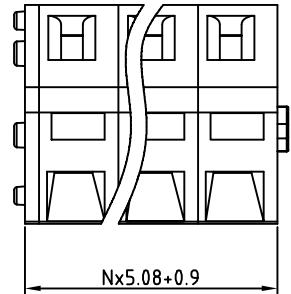
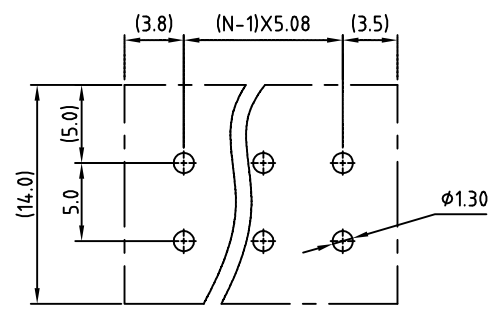
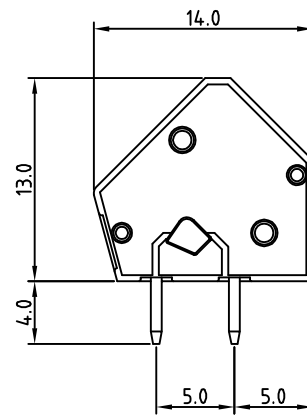


SIGN	DATE	DESCRIPTION	APPROVER
		<i>THIS IS CAD DRAWING, DO NOT REVISE MANUALLY!!!</i>	



N=Number of contacts



RECOMMENDED PCB. LAYOUT

Material

- Terminal body (Contact pin): Brass
- Wire guard: Stainless steel
- Surface of solder tail: Tin plated
- Insulator (housing): Thermoplastic (UL94V-0)

Electrical

- Voltage rating: 300VAC
- Current rating: 15A
- Wire range:
 - Solid wire(AWG): 12-28
 - Stranded wire(AWG): 12-28
- Wire strip length: 6-7mm
- Withstanding Voltage: 1.6KV
- Operating temperature: -30°C to +105°C
- Soldering temperature: 250°C±10°C/5 Sec
- Safety approval : US

RoHS Compliant

PART NUMBER:

OSTHGXX3080

No. of Poles::

- 01 1 Pole (basic block)
- 02 2 Poles
- etc. available in 1-24 Poles

COLOR

- 0: Black
- 5: Green
- 6: Blue
- 8: Grey (Standard)



THESE DRAWINGS AND SPECIFICATIONS ARE THE PROPERTY OF ON-SHORE TECHNOLOGY, INC. AND SHALL NOT BE REPRODUCED, COPIED OR USED IN ANY MANNER WITHOUT THE PRIOR WRITTEN CONSENT OF ON-SHORE TECHNOLOGY, INC.

TITLE		OSTHG 5.08mm Series	
PART NO.	OSTHGXX3080	DWG NO.	OSTHGXX3080.DWG
APPROVED	CHECKED	DESIGNED	DRAWN
Shi jun 2006.11.01	Marvin 2006.11.01	Marvin 2006.11.01	Marvin 2006.11.01
SHEET: 01/01		REV.: D	
UNIT: mm		Tolerance	
SCALE: NONE		X. ±0.50	
		X.X ±0.30	
		X.XX ±0.10	
		X° ±1°	