

SIGN	DATE	DESCRIPTION	APPROVER

THIS IS CAD DRAWING, DO NOT REVISE MANUALLY!!!

Material:

- Insulator(housing): Thermoplastic (UL94V-0)
- Wire guard: Stainless steel
- Terminal Body(contact pin): PhBz
- Insulator(Cover): Thermoplastic (UL94V-0)

Electrical: cULus

- Voltage rating: 300 V
- Current rating: 8 A
- Wire range:
 - Solid wire(AWG): 12-28
 - Stranded wire(AWG): 12-28
- Wire strip length: 6-7 mm
- Withstanding Voltage: 1.6KV
- Operating temperature: -33°C to +105°C

RoHS Compliant

PART NUMBER:

OSTHIXX0052

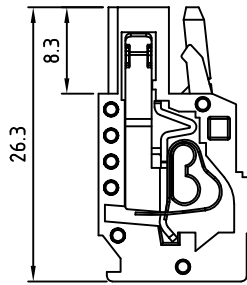
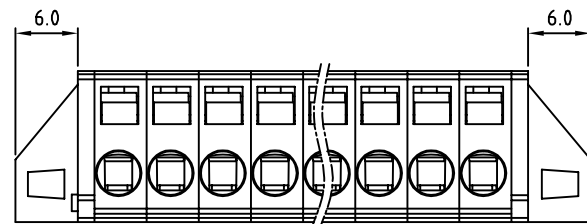
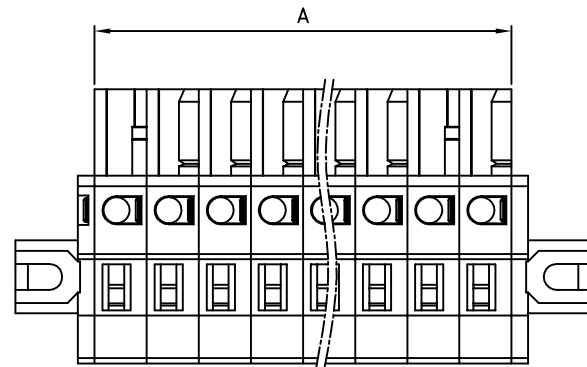
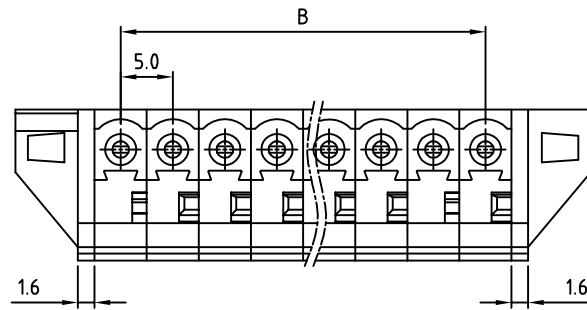
No. of Poles

- 02: 2 Poles
- 03: 3 Poles
-
- 24: 24 Poles

COLOR:

- 0: Black
- 5: Green (Standard)
- 6: Blue
- 8: Grey

THESE DRAWINGS AND SPECIFICATIONS ARE THE PROPERTY OF ON-SHORE TECHNOLOGY, INC. AND SHALL NOT BE REPRODUCED, COPIED OR USED IN ANY MANNER WITHOUT THE PRIOR WRITTEN CONSENT OF ON-SHORE TECHNOLOGY, INC.



POLE		2	3	4	5	6	7	8	9	10	11	12
A		10.00	15.00	20.00	25.00	30.00	35.00	40.00	45.00	50.00	55.00	60.00
B		5.00	10.00	15.00	20.00	25.00	30.00	35.00	40.00	45.00	50.00	55.00
Tol.		±0.15					±0.20					
POLE	13	14	15	16	17	18	19	20	21	22	23	24
A	65.00	70.00	75.00	80.00	85.00	90.00	95.00	100.00	105.00	110.00	115.00	120.00
B	60.00	65.00	70.00	75.00	80.00	85.00	90.00	95.00	100.00	105.00	110.00	115.00
Tol.	±0.25					±0.30						



TITLE		OSTHI 5.0mm -Double Cover (With Flange) Series											
PART NO.		OSTHIXX0052					DWG NO.		OSTHIXX0052.DWG				
APPROVED		CHECKED		DESIGNED		DRAWN		CUST NO.		Tolerance			
				Tony 2006.10.23		Tony 2006.10.23				X. ±0.50 X.X ±0.30 X.XX ±0.10 X° ±1°			
										UNIT: mm SCALE: NONE SHEET: 01/01 REV.: B			