


SIGN	DATE	DESCRIPTION	APPROVER

THIS IS CAD DRAWING, DO NOT REVISE MANUALLY!!!

**Material**

- Terminal body (Contact pin): Brass
- Wire guard: Stainless steel
- Surface of solder tail: Tin plated
- Insulator (housing): Thermoplastic (UL94V-0)

**Electrical**

- Voltage rating: 250VAC
- Current rating: 8A
- Wire range:
  - Solid wire(AWG): 12-28
  - Stranded wire(AWG): 12-28
- Wire strip length: 6-7mm
- Withstanding Voltage: 1.5KV
- Operating temperature: -30°C to +105°C
- Soldering temperature: 250°C±10°C/5 Sec
- Safety approval:  US

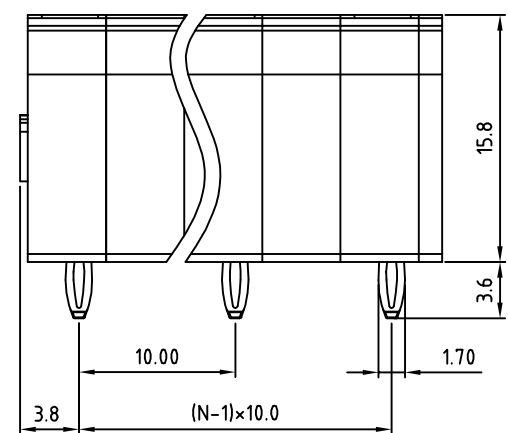
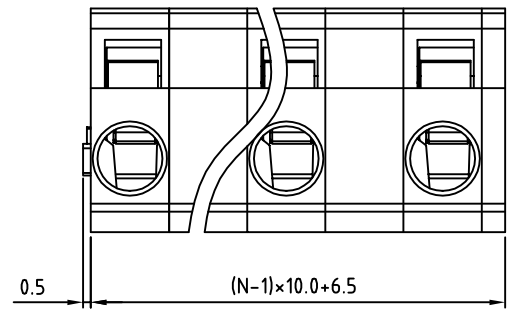
RoHS Compliant

PART NUMBER:

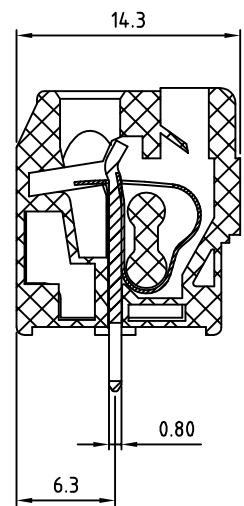
**OSTHMXX8081**

No. of Poles  
 02: 2 Poles  
 :  
 12: 12 Poles

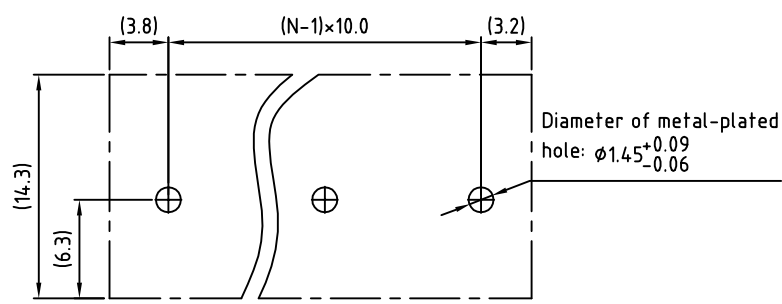
COLOR  
 0: Black  
 5: Green  
 6: Blue  
 8: Grey (Standard)



N=Number of contacts



**P.C.B LAYOUT**



THESE DRAWINGS AND SPECIFICATIONS ARE THE PROPERTY OF ON-SHORE TECHNOLOGY, INC. AND SHALL NOT BE REPRODUCED, COPIED OR USED IN ANY MANNER WITHOUT THE PRIOR WRITTEN CONSENT OF ON-SHORE TECHNOLOGY, INC.



TITLE		OSTHM 10.0mm Series Press fit	
PART NO.	OSTHMXX8081	DWG NO.	OSTHMXX8081.DWG
APPROVED	CHECKED	DESIGNED	DRAWN
Shi jun 2006.11.01	Marvin 2006.06.26	Marvin 2006.06.26	Marvin 2006.06.26
CUST NO.		Tolerance	
SHEET: 01/01		X. ±0.50	
REV: D		X.X ±0.30	
UNIT: mm		X.XX ±0.10	
SCALE: NONE		X° ±1°	