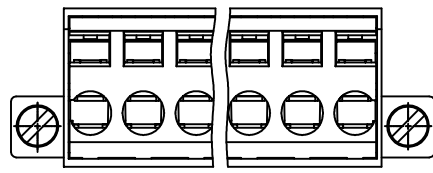
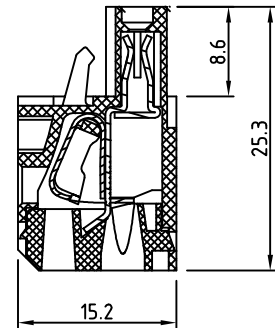
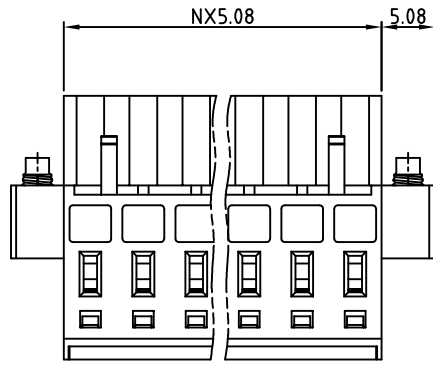
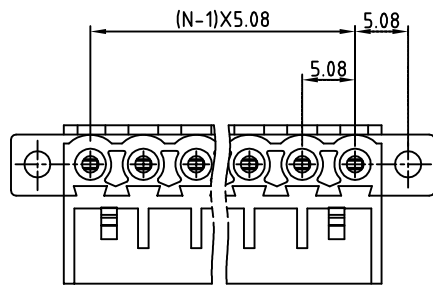


SIGN	DATE	DESCRIPTION	APPROVER
		<i>THIS IS CAD DRAWING, DO NOT REVISE MANUALLY!!!</i>	



N=NUMBER OF CONTACTS

**Material**

- Terminal body (metal housing): PhBz
- Wire guard: Stainless Steel
- With flange screw: steel M2.5
- Insulator (housing): Thermoplastic (UL94V-0)

**Electrical**

- Voltage rating: 300VAC
- Current rating: 10A
- Solid wire(AWG): 12-26
- Stranded wire(AWG): 14-26
- Withstanding Voltage: 1.6KV
- Operating temperature: -30°C to +105°C
- Safety Approval: us

RoHS Compliant

PART NUMBER:

**OSTHNXX5052**

No. of Poles  
02: 2 Poles  
:  
24: 24 Poles

COLOR  
0: Black  
5: Green (Standard)  
6: Blue  
8: Grey

THESE DRAWINGS AND SPECIFICATIONS ARE THE PROPERTY OF ON-SHORE TECHNOLOGY, INC. AND SHALL NOT BE REPRODUCED, COPIED OR USED IN ANY MANNER WITHOUT THE PRIOR WRITTEN CONSENT OF ON-SHORE TECHNOLOGY, INC.



TITLE		OSTHN 5.08 Series with flange			
PART NO.	OSTHNXX5052		DWG NO.	OSTHNXX5052.DWG	
APPROVED	CHECKED	DESIGNED	DRAWN	CUST NO.	Tolerance
Shi Jun 2006.11.13	Marvin 2006.08.04	Marvin 2006.08.04	Marvin 2006.08.04		X. ±0.50
					X.X ±0.30
				SHEET: 01/01	X.XX ±0.10
				REV.: C	X° ±1°