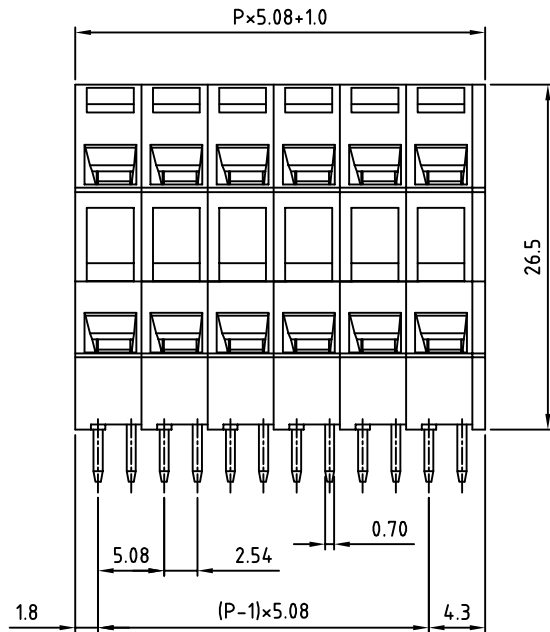
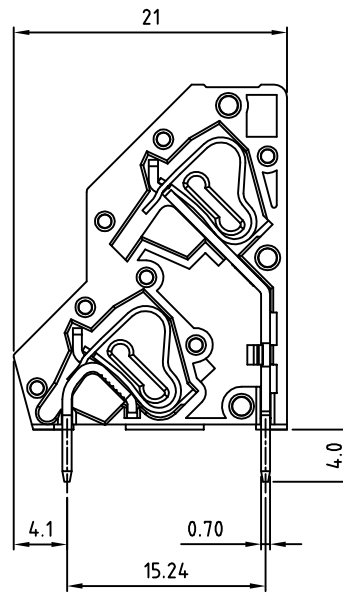


SIGN	DATE	DESCRIPTION	APPROVER

THIS IS CAD DRAWING, DO NOT REVISE MANUALLY!!!



P = 1/2 Number of Poles



Material:

- Terminal body
- (Contact pin): Brass
- Wire guard: Stainless steel
- Surface of solder tail: Tin plated
- Insulator(housing): Thermoplastic (UL94V-0)

Electrical:

- Voltage rating: 300V
- Current rating: 10A
- Wire range:
  - Solid wire(AWG): 12-28
  - Stranded wire(AWG): 12-28
- Wire strip length: 5-6mm
- Withstanding Voltage: 1.6KV
- Operating temperature: -30°C to +105°C
- Soldering temperature: 245°C ± 10°C / 5 Sec

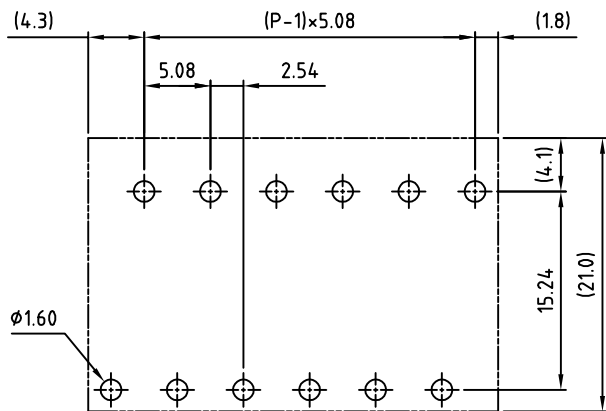
RoHS Compliant

PART NUMBER:

OSTHQXX3081

- |                |                    |
|----------------|--------------------|
| No. of Poles   | COLOR              |
| 04: 2x02 Poles | 0: Black           |
| 06: 2x03 Poles | 5: Green           |
| :              | 6: Blue            |
| 48: 2x24 Poles | 8: Grey (Standard) |

THESE DRAWINGS AND SPECIFICATIONS ARE THE PROPERTY OF ON-SHORE TECHNOLOGY, INC. AND SHALL NOT BE REPRODUCED, COPIED OR USED IN ANY MANNER WITHOUT THE PRIOR WRITTEN CONSENT OF ON-SHORE TECHNOLOGY, INC.



PCB Layout

Poles	Tolerance
1P-5P	±0.30
6P-9P	±0.40
10P-13P	±0.50
14P-17P	±0.60
18P-21P	±0.70
22P-24P	±0.80

TITLE		OSTHQ 5.08mm Series (Solder pins staggered by half the pin spacing)			
PART NO.	OSTHQXX3081	DWG NO.	OSTHQXX3081.DWG		
APPROVED	CHECKED	DESIGNED	DRAWN	CUST NO.	Tolerance
		Tony 2006.07.18	Tony 2006.07.18		X. ±0.50 X.X ±0.30 X.XX ±0.10 X° ±1°
					UNIT: mm
				SHEET: 01/01	SCALE: NONE
				REV.: B	