

SIGN	DATE	DESCRIPTION	APPROVER

THIS IS CAD DRAWING, DO NOT REVISE MANUALLY!!!

- Material:
- Terminal body
  - (Contact pin): Brass
  - Wire guard: Stainless steel
  - Surface of solder tail: Tin plated
  - Insulator(housing): Thermoplastic (UL94V-0)
- Electrical: cULus
- Voltage rating: 300V
  - Current rating: 10A
  - Wire range:
    - Solid wire(AWG): 12-28
    - Stranded wire(AWG): 12-28
  - Wire strip length: 5-6mm
  - Withstanding Voltage: 1.6KV
  - Operating temperature: -30°C to +105°C
  - Soldering temperature: 245°C±10°C/5 Sec

RoHS Compliant

PART NUMBER:

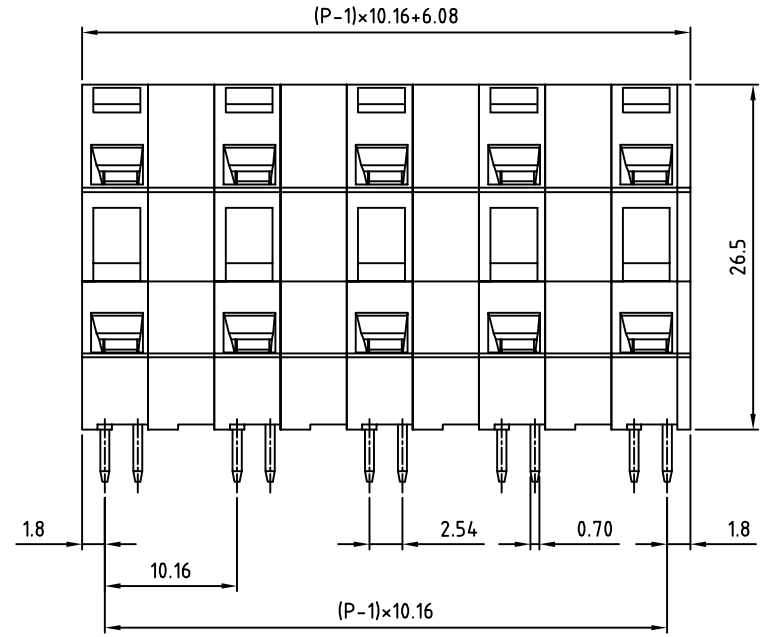
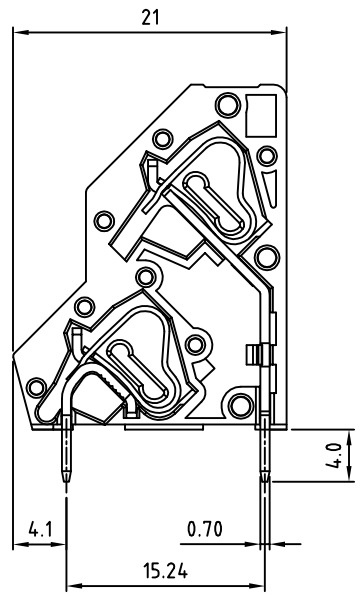
**OSTHQXX4081**

- No. of Poles
- 04: 2x02 Poles
  - 06: 2x03 Poles
  - : :
  - 48 2x24 Poles
- COLOR
- 0: Black
  - 5: Green
  - 6: Blue
  - 8: Grey (Standard)

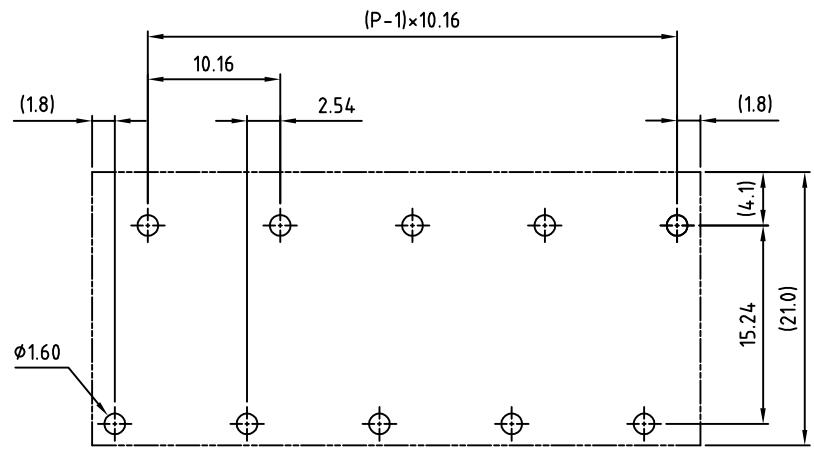
THESE DRAWINGS AND SPECIFICATIONS ARE THE PROPERTY OF ON-SHORE TECHNOLOGY, INC. AND SHALL NOT BE REPRODUCED, COPIED OR USED IN ANY MANNER WITHOUT THE PRIOR WRITTEN CONSENT OF ON-SHORE TECHNOLOGY, INC.



TITLE		OSTHQ10.16mm Series (Solder pins staggered by half the pin spacing)			
PART NO.	OSTHQXX4081	DWG NO.	OSTHQXX4081.DWG		
APPROVED	CHECKED	DESIGNED	DRAWN	CUST NO.	Tolerance
		Tony 2006.07.18	Tony 2006.07.18		X. ±0.50
					X.X ±0.30
					X.XX ±0.10
					X° ±1°
				SHEET: 01/01	UNIT: mm
					SCALE: NONE
					REV.: B



P=Number of Poles



PCB Layout

Poles	Tolerance
2P-4P	±0.50
5P-8P	±0.60
10P-12P	±0.80