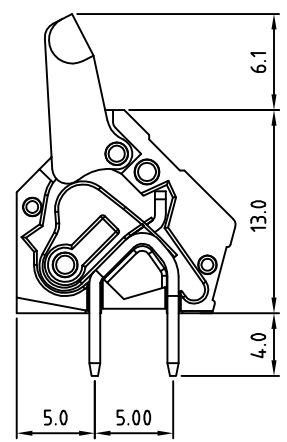
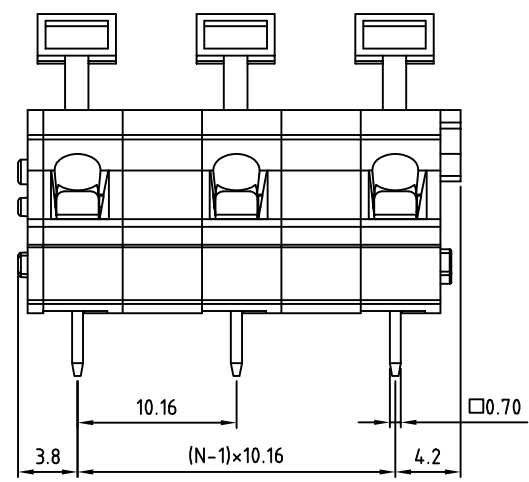
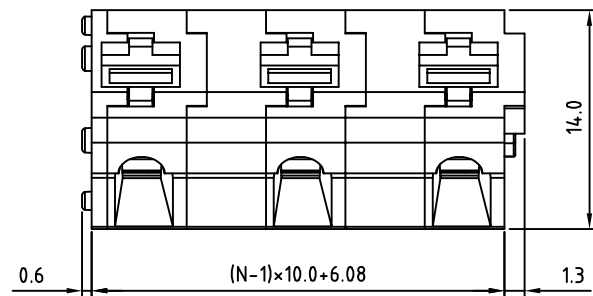


SIGN	DATE	DESCRIPTION	APPROVER
—			
<i>THIS IS CAD DRAWING, DO NOT REVISE MANUALLY!!!</i>			



- Material**
- Terminal body(Contact pin) : Brass
 - Surface of solder tail : Tin plated
 - Wire guard : Stainless steel
 - Insulator (housing): Thermoplastic (UL94V-0)
- Electrical** cULus
- Voltage rating: 300V
 - Current rating: 15A
 - Wire range:
 - Solid wire(AWG): 12-28
 - Stranded wire(AWG): 12-28
 - Wire strip length: 6-7mm
 - Withstanding Voltage: 1.6KV
 - Operating temperature: -30°C to +105°C
 - Soldering temperature: 250°C±10°C/5 Sec

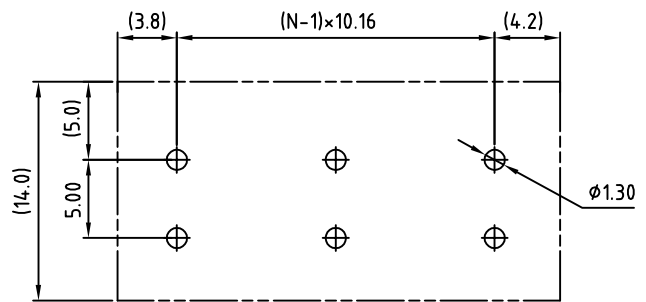
RoHS Compliant

PART NUMBER:

OSTHTXX4080

- | | |
|------------------------------|--------------------|
| No. of Poles: | COLOR |
| 01 1 Pole (basic block) | 0: Black |
| 02 2 Poles | 5: Green |
| etc. available in 1-12 Poles | 6: Blue |
| | 8: Grey (Standard) |

N=Number of poles



RECOMMENDED PCB. LAYOUT

THESE DRAWINGS AND SPECIFICATIONS ARE THE PROPERTY OF ON-SHORE TECHNOLOGY, INC. AND SHALL NOT BE REPRODUCED, COPIED OR USED IN ANY MANNER WITHOUT THE PRIOR WRITTEN CONSENT OF ON-SHORE TECHNOLOGY, INC.



TITLE		OSTHT-10.16 Series	
PART NO.	OSTHTXX4080	DWG NO.	OSTHTXX4080.DWG
APPROVED	CHECKED	DESIGNED	DRAWN
	Marvin 2006.10.10	Marvin 2006.10.10	Marvin 2006.10.10
CUST NO.		Tolerance	
		X. ±0.50	
		X.X ±0.30	
		X.XX ±0.10	
		X° ±1°	
SHEET: 01/01		UNIT: mm	
		SCALE: NONE	
		REV.: B	