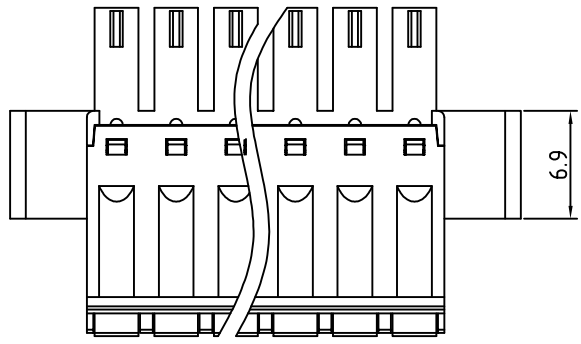


SIGN	DATE	DESCRIPTION	APPROVER

THIS IS CAD DRAWING, DO NOT REVISE MANUALLY!!!



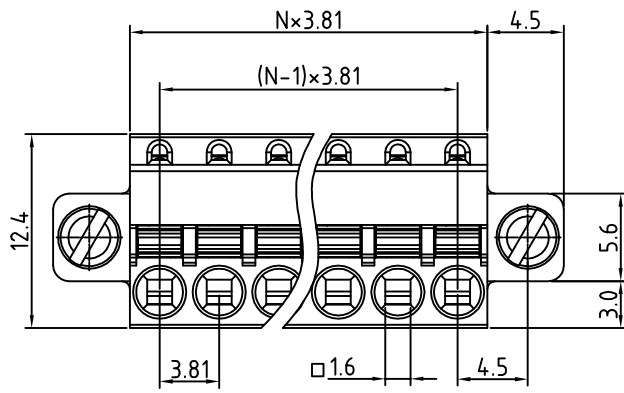
Material

- Terminal body(Contact pin) : PhBz,tin plated
- Wire guard : Stainless steel
- Flange screw : Steel Zinc plating M2.5
- Insulator (housing): Thermoplastic (UL94V-0)

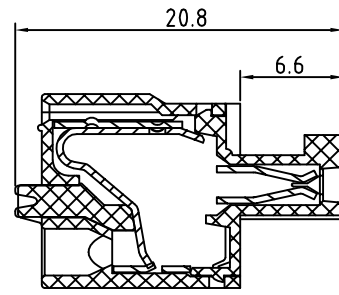
Electrical

- Voltage rating: 125V
- Current rating: 4A
- Solid wire(AWG): 20-28
- Stranded wire(AWG): 20-28
- Wire strip length: 5-6mm
- Withstanding Voltage: 1.25KV
- Operating temperature: -30°C to +105°C
- Safety Approval:

RoHS Compliant



N=Number of contacts



PART NUMBER:

OSTHWXX3052

No. of Poles
02: 2 Poles
:
24: 24 Poles

COLOR
0: Black
5: Green (Standard)
6: Blue
8: Grey



THESE DRAWINGS AND SPECIFICATIONS ARE THE PROPERTY OF ON-SHORE TECHNOLOGY, INC. AND SHALL NOT BE REPRODUCED, COPIED OR USED IN ANY MANNER WITHOUT THE PRIOR WRITTEN CONSENT OF ON-SHORE TECHNOLOGY, INC.

TITLE		OSTHW 3.81mm series with flange 2p-24p					
PART NO.		OSTHWXX3052		DWG NO.		OSTHWXX3052.DWG	
APPROVED		CHECKED	DESIGNED	DRAWN	CUST NO.		Tolerance
Shi jun 2006.11.07		Marvin 2006.06.23	Marvin 2006.06.23	Marvin 2006.06.23			X. ±0.50 X.X ±0.30 X.XX ±0.10 X° ±1°
SHEET: 01/01		REV.: D		UNIT: mm		SCALE: NONE	