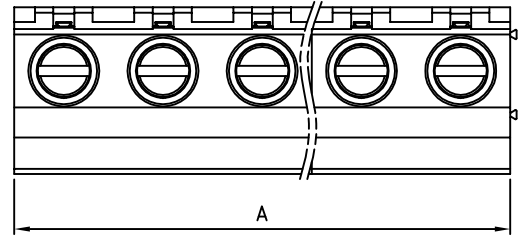
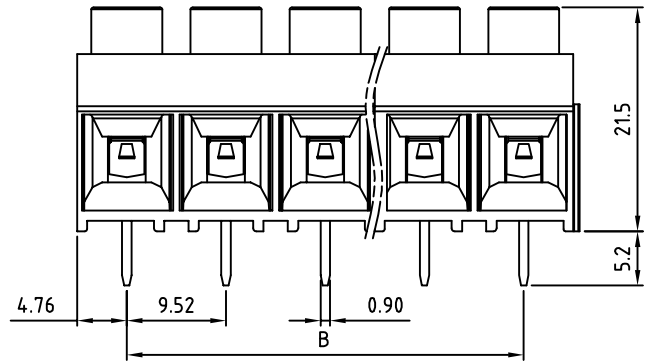


1 2 3 4 5 6 7

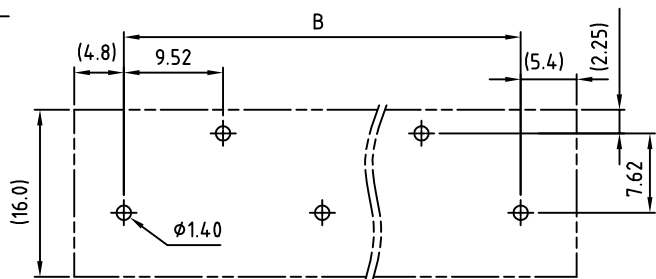
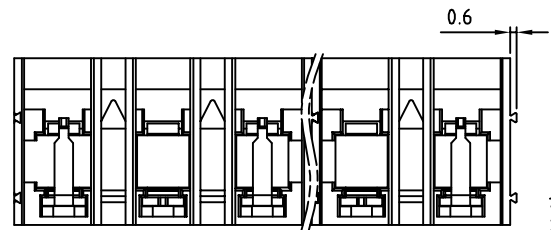
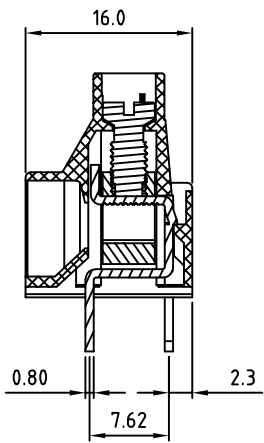
SIGN	DATE	DESCRIPTION	APPROVER
△			
THIS IS CAD DRAWING, DO NOT REVISE MANUALLY!!!			



- Material:
- Insulator(housing): Thermoplastic (UL94V-0)
 - Metal housing: Brass, Nickel plated
 - Contacts: Brass, Tin plated
 - Terminal screw: Steel Zinc plating "-" slot type



- Electrical: cULus
- Voltage rating: 300 V
 - Current rating: 30 A
 - Wire range:
 - Solid wire(AWG): 10-24
 - Stranded wire(AWG): 10-24
 - Torque: 8.9 Lb-In
 - Screw: M3.5
 - Wire strip length: 7-8 mm
 - Withstanding Voltage: 2.2KV
 - Operating temperature: -40°C to +115°C
 - Soldering temperature: 250°C±10°C/5 Sec
- RoHS Compliant



PART NUMBER:

OSTKOXX2151

No. of Poles	COLOR
02 2 Poles	0: Black
03 3 Poles	5: Green (Standard)
...	6: Blue
16 16 Poles	8: Grey

P.C.B. LAYOUT

POLE		2	3	4	5	6	7	8	
A		19.04	28.56	30.48	47.60	57.12	66.64	76.16	
B		9.52	19.04	28.56	30.48	47.60	57.12	66.64	
Tol.		±0.15			±0.20				
POLE		9	10	11	12	13	14	15	16
A		85.68	95.20	104.72	114.24	123.76	133.28	142.80	152.32
B		76.16	85.68	95.20	104.72	114.24	123.76	133.28	142.80
Tol.		±0.30				±0.40			

THESE DRAWINGS AND SPECIFICATIONS ARE THE PROPERTY OF ON-SHORE TECHNOLOGY, INC. AND SHALL NOT BE REPRODUCED, COPIED OR USED IN ANY MANNER WITHOUT THE PRIOR WRITTEN CONSENT OF ON-SHORE TECHNOLOGY, INC.



TITLE		OSTKO 9.52 Series (Double row Pin)					
PART NO.	OSTKOXX2151			DWG NO.	OSTKOXX2151.DWG		
APPROVED	CHECKED	DESIGNED	DRAWN	CUST NO.			
Marvin 2009.04.07	Marvin 2009.04.07	Tony 2008.12.25	Tony 2008.12.25				
					UNIT: mm	X.	±0.50
					SCALE: NONE	X.X	±0.30
				SHEET: 01/01	REV.: A	X.XX	±0.10
						X°	±1°

1 2 3 4 5 6 7