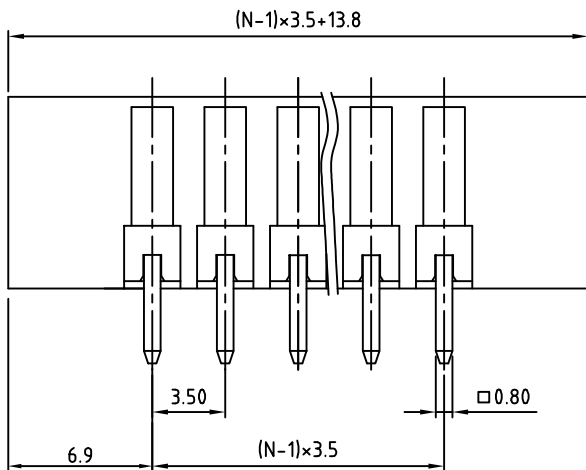
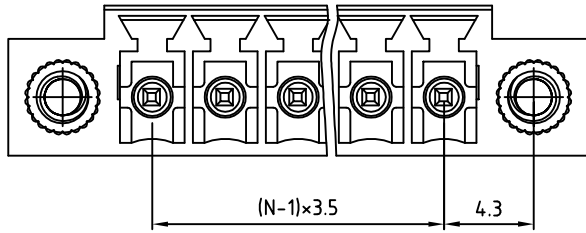
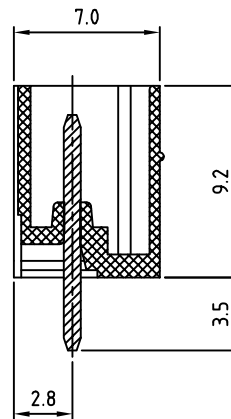
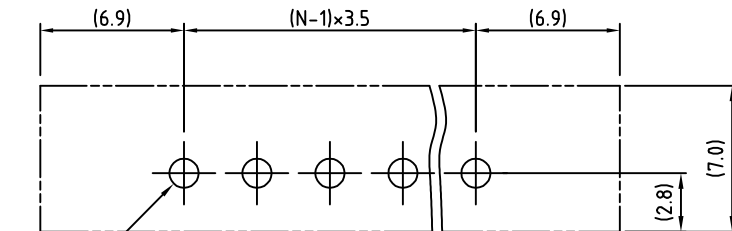


SIGN	DATE	DESCRIPTION	APPROVER
<i>THIS IS CAD DRAWING, DO NOT REVISE MANUALLY!!!</i>			



N= Number of concats

P.C.B LAYOUT



Material

- Terminal body
(contact pin): Brass(CuZn) Tin plated
- With flange nut: Brass M2.5
- Insulator (housing): Thermoplastic (UL94V-0)

Electrical cULus/CSA/VDE

- Voltage rating: 300VAC/125VAC/125VAC
- Current rating: 10A/8A/10.5A
- Withstanding Voltage: 1.6KV/1.6KV/2.5KV
- Operating temperature: -30°C to +105°C
- Soldering temperature: 250°C±10°C/5 Sec
- Safety Approval:

RoHS Compliant

PART NUMBER:

OSTOQXX1550

No. of Poles
02: 2 Poles
:
24: 24 Poles

COLOR
0: Black
5: Green (Standard)
6: Blue
8: Grey



TITLE		OSTOQ 3.5mm Series with flange vertical 2P-24P			
PART NO.	OSTOQXX1550	DWG NO.	OSTOQXX1550.DWG		
APPROVED	CHECKED	DESIGNED	DRAWN	CUST NO.	Tolerance
Shi Jun 2006.10.30	Marvin 2006.10.30	Marvin 2006.10.30	Marvin 2006.10.30		X. ±0.50 X.X ±0.30 X.XX ±0.10 X° ±1°
				SHEET: 01/01	UNIT: mm SCALE: NONE REV.: G

THESE DRAWINGS AND SPECIFICATIONS ARE THE PROPERTY OF ON-SHORE TECHNOLOGY, INC. AND SHALL NOT BE REPRODUCED, COPIED OR USED IN ANY MANNER WITHOUT THE PRIOR WRITTEN CONSENT OF ON-SHORE TECHNOLOGY, INC.