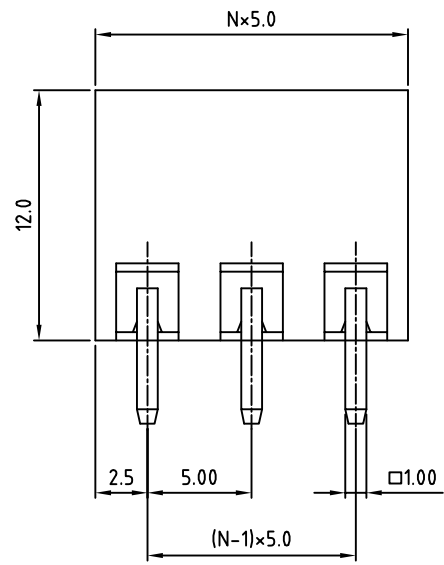
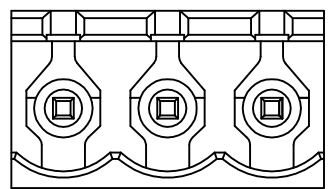
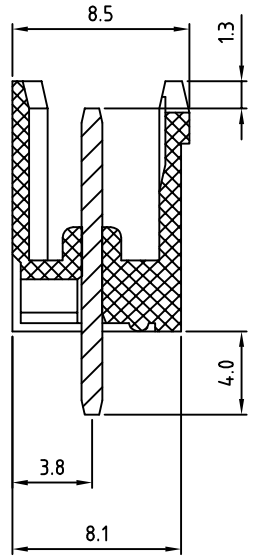
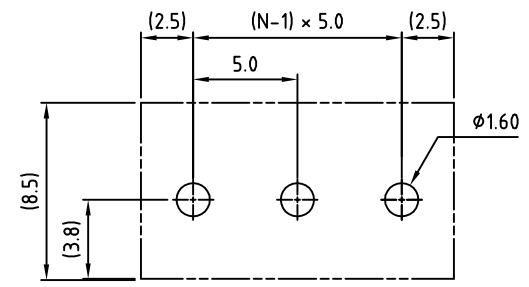


5	6	7
SIGN	DATE	DESCRIPTION
		APPROVER
THIS IS CAD DRAWING, DO NOT REVISE MANUALLY!!!		



N = Number of contacts

P.C.B LAYOUT



Material

- Terminal body
- (contact pin): Brass(CuZn) Tin plated
- Insulator (housing): Thermoplastic (UL94V-0)

Electrical cULus/VDE/TUV

- Voltage rating: 300VAC/300VAC/300VAC
- Current rating: 20A/20A/20A
- Withstanding Voltage: 1.6KV/2.5KV/2.5KV
- Operating temperature: -30°C to +105°C
- Soldering temperature: 250°C±10°C/5 Sec
- Safety Approval:

RoHS Compliant

PART NUMBER:

**OSTOQXX7050**

No. of Poles  
02: 2 Poles  
:  
:  
24: 24 Poles

COLOR  
0: Black  
5: Green (Standard)  
6: Blue  
8: Grey

THESE DRAWINGS AND SPECIFICATIONS ARE THE PROPERTY OF ON-SHORE TECHNOLOGY, INC. AND SHALL NOT BE REPRODUCED, COPIED OR USED IN ANY MANNER WITHOUT THE PRIOR WRITTEN CONSENT OF ON-SHORE TECHNOLOGY, INC.



TITLE		OSTOQ 5.0mm series Open vertical 2p-24p				
PART NO.	OSTOQXX7050			DWG NO.	OSTOQXX7050.DWG	
APPROVED	CHECKED	DESIGNED	DRAWN	CUST NO.		
Shi Jun 2006.10.31	Marvin 2006.10.31	Marvin 2006.10.31	Marvin 2006.10.31		UNIT: mm	Tolerance
				SHEET: 01/01	SCALE: NONE	X. ±0.50
					REV.: G	X.X ±0.30
						X.XX ±0.10
						X° ±1°