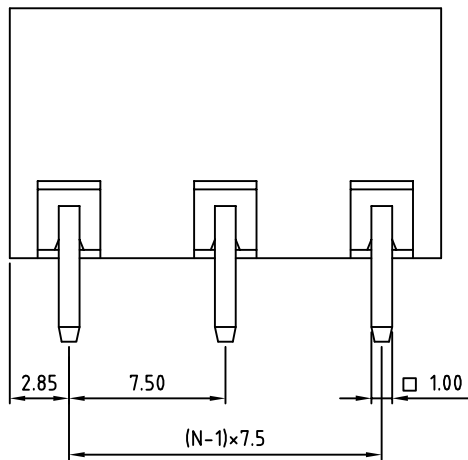
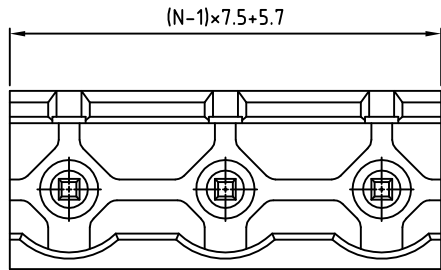
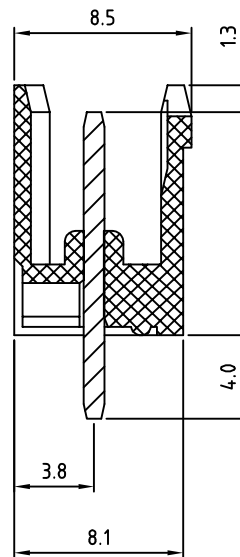


SIGN	DATE	DESCRIPTION	APPROVER
THIS IS CAD DRAWING, DO NOT REVISE MANUALLY!!!			



N=Number of contacts

P.C.B. LAYOUT



**Material**

- Terminal body  
(contact pin): Brass(CuZn) Tin plated
- Insulator (housing): Thermoplastic (UL94V-0)

**Electrical cULus**

- Voltage rating: 300VAC
- Current rating: 20A
- Withstanding Voltage: 1.6KV
- Operating temperature: -30°C to +105°C
- Soldering temperature: 250°C±10°C/5 Sec
- Safety Approval: us

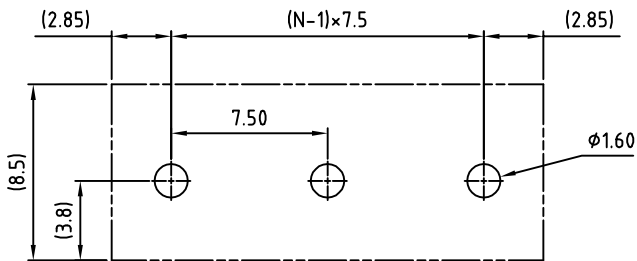
RoHS Compliant

PART NUMBER:

**OSTOQXXA050**

No. of Poles  
02: 2 Poles  
:  
16: 16 Poles

COLOR  
0: Black  
5: Green (Standard)  
6: Blue  
8: Grey



THESE DRAWINGS AND SPECIFICATIONS ARE THE PROPERTY OF ON-SHORE TECHNOLOGY, INC. AND SHALL NOT BE REPRODUCED, COPIED OR USED IN ANY MANNER WITHOUT THE PRIOR WRITTEN CONSENT OF ON-SHORE TECHNOLOGY, INC.



TITLE		OSTOQ 7.5mm series open vertical 2p-16p			
PART NO.	OSTOQXXA050	DWG NO.	OSTOQXXA050.DWG		
APPROVED	CHECKED	DESIGNED	DRAWN	CUST NO.	Tolerance
Shi Jun 2006.10.31	Marvin 2006.10.31	Marvin 2006.10.31	Marvin 2006.10.31		X. ±0.50 X.X ±0.30 X.XX ±0.10 X° ±1°
				SHEET: 01/01	UNIT: mm SCALE: NONE REV.: C