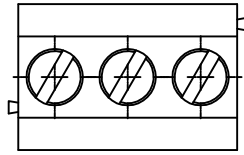


SIGN	DATE	DESCRIPTION	APPROVER
		THIS IS CAD DRAWING, DO NOT REVISE MANUALLY!!!	



- Material**
- Terminal body
  - (metal housing): Brass(CuZn)
  - Terminal screw: Steel Zinc plating "-" slot type
  - Wire guard: Stainless steel
  - Surface of solder tail: Tin plated
  - Insulator (housing): Thermoplastic (UL94V-0)

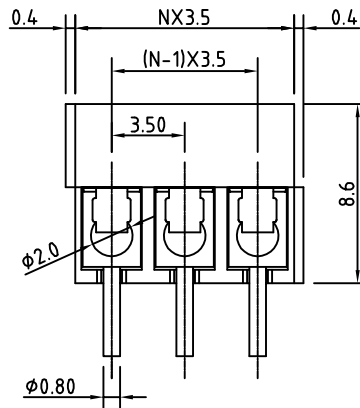
- Electrical**
- Voltage rating: 125VAC
  - Current rating: 10A
  - Wire range:
    - Solid wire(AWG): 16-26
    - Stranded wire(AWG): 16-26
  - Torque(Lb-In): 1.7
  - Screw: M2
  - Wire strip length: 5-6mm
  - Withstanding Voltage: 1.25KV
  - Operating temperature: -30°C to +105°C
  - Soldering temperature: 250°C±10°C/5 Sec
  - Safety Approval:

RoHS Compliant

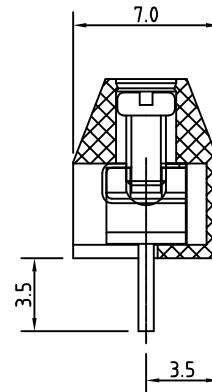
PART NUMBER:

**OSTT5XX0150**

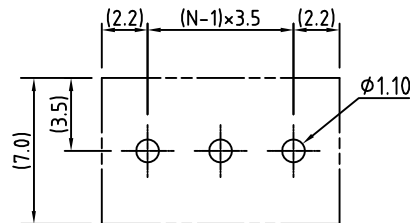
No. of Poles      5 Green  
 02: 2 Poles  
 03: 3 Poles  
 ...  
 24: 24 Poles



N=Number of poles



P.C.B. LAYOUT



THESE DRAWINGS AND SPECIFICATIONS ARE THE PROPERTY OF ON-SHORE TECHNOLOGY, INC. AND SHALL NOT BE REPRODUCED, COPIED OR USED IN ANY MANNER WITHOUT THE PRIOR WRITTEN CONSENT OF ON-SHORE TECHNOLOGY, INC.



TITLE		OSTT5-3.5mm Series solid block 2p-24p			
PART NO.	OSTT5XX0150	DWG NO.	OSTT5XX0150.DWG		
APPROVED	CHECKED	DESIGNED	DRAWN	CUST NO.	Tolerance
Shi Jun 2006.10.20	Shi Jun 2006.10.20	xionghaitao 2006.10.20	xionghaitao 2006.10.20		X. ±0.50 X.X ±0.30 X.XX ±0.10 X° ±1°
				SHEET: 01/01	REV: D