


SIGN	DATE	DESCRIPTION	APPROVER
△	2008.12.10	Change to Operating temperature	Shi Jun

THIS IS CAD DRAWING, DO NOT REVISE MANUALLY!!!

Material

- Terminal body
- (metal housing): Brass(CuZn)
- Terminal screw: Steel Zinc plating "-" slot type
- Contacts: Brass
- Surface of solder tail: Tin plated
- Insulator (housing): Thermoplastic (UL94V-0)

Electrical

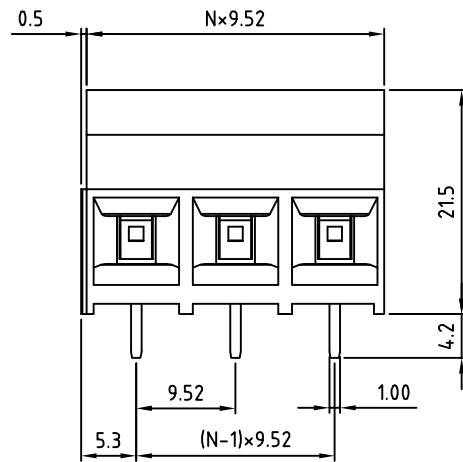
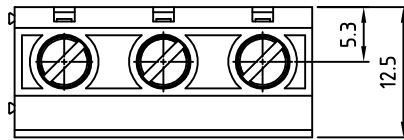
- Voltage rating: 300VAC
- Current rating: 30A
- Wire range:
 - Solid wire(AWG): 10-24
 - Stranded wire(AWG): 10-24
- Torque(Lb-In): 8.9
- Screw: M3
- Wire strip length: 6-7mm
- Withstanding Voltage: 1.6KV
- Operating temperature: -40°C to +115°C
- Soldering temperature: 250°C±10°C/5 Sec
- Safety Approval: 

RoHS Compliant

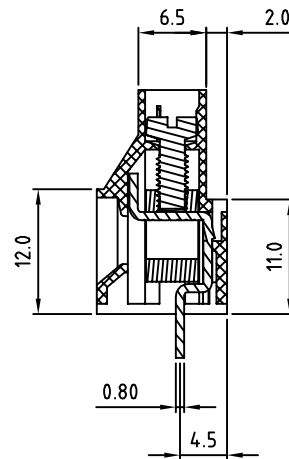
PART NUMBER:

OSTT7XX2150

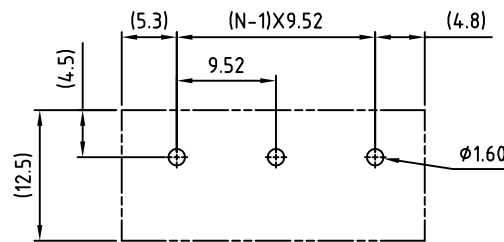
No. of Poles	COLOR
02 2 Poles	0: Black
03 3 Poles	5: Green (Standard)
...	6: Blue
24 24 Poles	8: Grey



N=Number of poles



P.C.B LAYOUT



THESE DRAWINGS AND SPECIFICATIONS ARE THE PROPERTY OF ON-SHORE TECHNOLOGY, INC. AND SHALL NOT BE REPRODUCED, COPIED OR USED IN ANY MANNER WITHOUT THE PRIOR WRITTEN CONSENT OF ON-SHORE TECHNOLOGY, INC.



TITLE		OSTT7 9.52mm Series 180D	
PART NO.	OSTT7XX2150	DWG NO.	OSTT7XX2150.DWG
APPROVED	CHECKED	DESIGNED	DRAWN
Shi Jun 2006.10.21	Shi Jun 2006.10.21	xionghaitao 2006.10.21	xionghaitao 2006.10.21
SHEET: 01/01		Tolerance	
UNIT: mm		X.	±0.50
SCALE: NONE		X.X	±0.30
REV.: F		X.XX	±0.10
		X°	±1°